

Supplemental Information

to the 2022-23 Annual Report

Alberta Health Services



Table of Contents

Provincial Overview.....	3
Alberta Map by Zone	3
Population Demographics	4
Service Delivery Information	5
South Zone Quick Facts	5
Calgary Zone Quick Facts	6
Central Zone Quick Facts	7
Edmonton Zone Quick Facts.....	8
North Zone Quick Facts	9
Performance Measure Results	10
Improving Access to Emergency and Acute Care.....	10
Reducing Emergency Medical Services (EMS) Response Times	11
Reducing Surgical Wait Times	13
Continuing Care.....	14
Workforce Recruitment and Retention	15
Mental Health and Addiction Recovery	15
Public Health and Pandemic Response and Recovery	16
Digital Health Evolution and Innovation	18
Rural & Indigenous Initiatives and Engagement	18
Quality and Patient Outcomes	19
Sustainability	20
Monitoring Measures.....	21
Life Expectancy.....	21
Perinatal Mortality Rate.....	21
Emergency Department	22
Acute Care	22
Surgery Wait Times	23
Continuing Care.....	23
Primary Care and Population Health	24
Influenza Immunization	24
Cancer Screening	24
AHS Facilities and Beds.....	25
Facility Definitions.....	26
Facilities by Zone	27
Provincial Overview of Community-Based Capacity	28
Continuing Care.....	29
Addiction and Mental Health	31
Zone Overview of Bed Numbers	32
Consolidated Schedule of Facilities and Sites by Zone	33
South Zone	33
Calgary Zone	36
Central Zone	40
Edmonton Zone.....	43
North Zone	47
Change in Bed Numbers by Zone.....	49

Provincial Overview

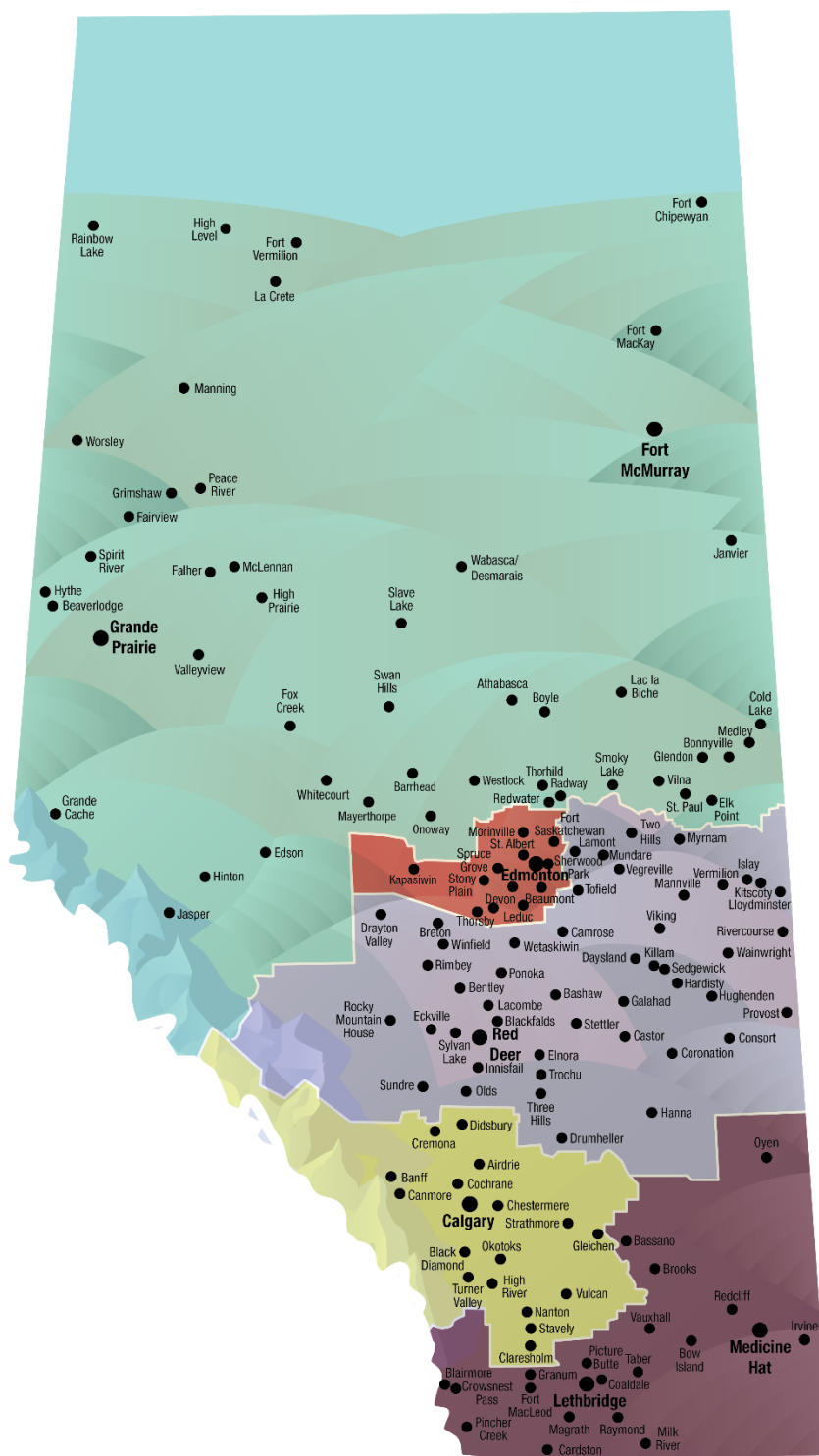
Alberta Map by Zone

AHS is organized into five geographic zones: South, Calgary, Central, Edmonton and North. Zones enable local decision-making and enhance our ability to listen and respond to local communities, staff members, patients and clients. Province-wide services, such as ambulance services, population and public health, Indigenous health, diagnostic imaging and quality and safety, work together with the zones to deliver care across the province.

Population (2022)

Alberta	4,543,119
North Zone	476,094
Edmonton Zone	1,487,162
Central Zone	479,950
Calgary Zone	1,783,373
South Zone	316,192

Note: The provincial total includes residents not attached to a local geographic area; zones may not sum to Alberta total.



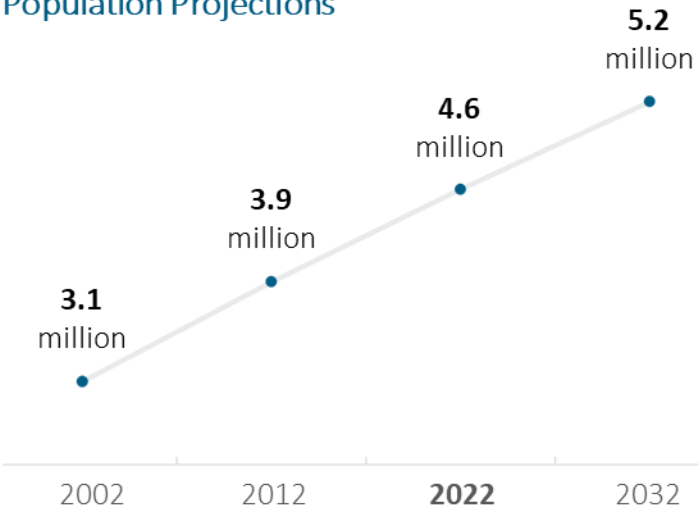
Population Demographics

2022

4,543,119 people
lived in Alberta



Population Projections

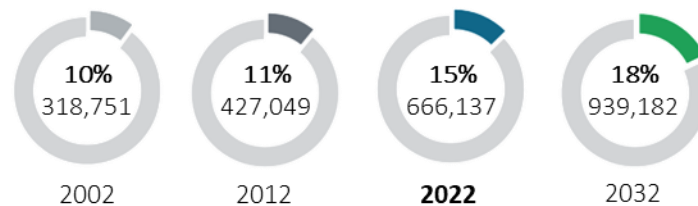


Aging Population

1 in 7 of the population
were **65+**



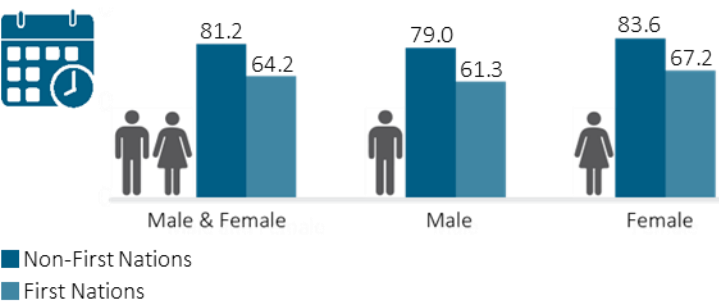
Aging Population Projections



Median Age



Life Expectancy (age in years)



Source: Alberta Health Interactive Health Data Application (IHDA) as of April 2023.

Service Delivery Information

South Zone Quick Facts

The table below provides a snapshot of South Zone activity and demonstrates service level changes over the last four years.

	2019-20	2020-21	2021-22	2022-23
Population Statistics				
Overall Population	308,924	311,514	312,255	316,192
Aging Population (over 65)	50,362	52,332	54,276	56,018
Life Expectancy	81.1	79.7	78.8	78.2
Median Age	38	37	38	38
Primary Care / Population Health				
Ambulatory Care Visits*	455,409	335,133	351,018	357,453
Number of Home Care Clients* ¹	13,259	12,665	13,238	13,748
Number of People Placed in Continuing Care	870	947	983	1,139
Health Link Calls*	37,182	72,671	--	--
Health Link Calls Received – Clinical* ²	--	--	57,217	36,809
Health Link Calls Received – Non-Clinical* ²	--	--	47,114	17,207
Seasonal Influenza Immunizations** ³	101,651	98,286	80,817	83,174
Food Safety Inspections	3,557	1,951	2,521	3,922
Acute Care				
Emergency Department Visits (all sites)*	194,338	153,843	181,873	207,285
Hospital Discharges	28,692	26,291	27,311	27,898
Births*	3,671	3,587	3,468	3,271
Total Hospital Days	216,396	183,276	187,437	197,443
Average Length of Stay (in days)*	7.5	7.0	6.9	7.1
Alternate Level of Care Total Discharges	549	453	482	747
Ambulatory Care Sensitive Conditions Hospital Discharges* ³	1,071	789	922	1,092
Diagnostic / Specific Procedures				
Hip Replacements (scheduled and emergency)	619	547	639	946
Knee Replacements (scheduled and emergency)	821	758	806	1,172
Cataract Surgery	3,080	3,165	3,285	4,001
MRI Exams	15,333	14,857	14,599	15,961
CT Exams	32,976	36,574	39,312	40,467
X-rays	162,798	135,836	153,527	167,373
Lab Tests ⁴	5,619,546	5,018,655	5,334,916	5,065,821
Cancer Care				
Patient Visits to Cancer Care (patients may have multiple visits)	35,948	41,189	45,109	42,799
Number of Patients to Cancer Care ⁵	3,183	3,523	3,832	3,802
Addiction and Mental Health				
Mental Health Hospital Discharges (acute care sites)*	2,230	2,154	2,000	1,618
Workforce				
AHS Physicians	556	656	601	618
AHS Staff ⁶	7,284	7,501	7,696	7,681
AHS Volunteers	1,663	1,381	688	972
AHS Volunteer Hours	116,633	46,364	63,307	61,816

Data updated as of May 17, 2023. Definitions can be found at <https://www.ahs.ca/about/Page11905.aspx>.

◆ Historical data has been restated due to reporting corrections.

● Results are calculated based on data available to AHS.

1. The Alberta Health Business Plan refers to this measure as unique home care clients served.

* As of 2021-22, the measure "Health Link Calls" was expanded to four separate measures to better represent activity. 'Clinical' refers to calls requiring nursing, addiction and mental health, respiratory illness clinical services, rehabilitation, etc. 'Non-Clinical' refers to calls requiring information and/or referral, respiratory illness non-clinical services, tobacco cessation, immunization booking, etc.

2. Zone values may not sum to the Provincial total due to calls with undefined postal codes that are not assigned to a zone.

** Source: Alberta Health Influenza Immunization Report.

3. Zone values may not sum to the Provincial total due to patients with undefined postal codes that are not assigned to a zone.

4. Zone values may not sum to the Provincial total due to referred-out volumes.

5. Zone values may not sum to the Provincial total due to patients receiving care in more than one zone.

6. Zone values may not sum to the Provincial total due to employees working in more than one zone.

Calgary Zone Quick Facts

The table below provides a snapshot of Calgary Zone activity and demonstrates service level changes over the last four years.

	2019-20	2020-21	2021-22	2022-23
Population Statistics				
Overall Population	1,696,765	1,710,560	1,727,705	1,783,373
Aging Population (over 65)	211,374	225,072	237,177	252,397
Life Expectancy	83.7	82.6	82.5	82.3
Median Age	38	38	38	38
Primary Care / Population Health				
Ambulatory Care Visits*	2,764,235	2,434,524	2,530,558	1,954,420
Number of Home Care Clients* ¹	37,147	36,247	37,809	38,222
Number of People Placed in Continuing Care	2,757	2,399	2,839	3,018
Health Link Calls*	314,209	443,913	--	--
Health Link Calls Received – Clinical* ²	--	--	467,780	326,719
Health Link Calls Received – Non-Clinical* ²	--	--	472,613	281,714
Seasonal Influenza Immunizations*** ³	630,305	698,552	517,710	559,741
Food Safety Inspections	16,814	12,277	13,266	15,673
Acute Care				
Emergency Department Visits (all sites)**	488,612	387,467	451,507	471,504
Urgent Care Visits*	189,776	138,305	180,013	204,806
Hospital Discharges*	145,962	132,800	139,486	143,837
Births*	18,116	16,939	17,577	17,420
Total Hospital Days*	1,024,585	923,534	951,124	1,040,963
Average Length of Stay (in days)*	7.0	7.0	6.8	7.2
Alternate Level of Care Total Discharges*	6,806	5,859	5,905	6,198
Ambulatory Care Sensitive Conditions Hospital Discharges* ³	3,950	2,979	3,330	3,849
Diagnostic / Specific Procedures				
Hip Replacements (scheduled and emergency)*	2,292	2,212	2,206	2,697
Knee Replacements (scheduled and emergency)*	2,345	2,094	2,072	2,926
Cataract Surgery*	18,050	18,800	19,188	14,650
MRI Exams	78,925	83,670	98,601	92,622
CT Exams	157,162	172,842	188,131	189,178
X-rays	543,709	459,010	507,475	523,554
Lab Tests ⁴	31,087,855	27,042,062	30,403,529	30,851,928
Cancer Care				
Patient Visits to Cancer Care (patients may have multiple visits)	230,955	241,589	258,654	248,916
Number of Patients to Cancer Care ⁵	26,094	26,092	28,270	27,970
Addiction and Mental Health				
Mental Health Hospital Discharges (acute care sites)*	9,591	10,197	10,942	10,163
Mental Health Discharges (acute care sites and standalone psychiatric facilities)*	10,094	10,531	11,289	10,506
Workforce				
AHS Physicians	3,181	3,639	3,639	3,728
AHS Staff ⁶	38,126	40,889	42,164	41,823
AHS Volunteers	4,918	3,600	3,244	3,784
AHS Volunteer Hours	395,520	174,131	248,018	266,040

Data updated as of May 17, 2023. Definitions can be found at <https://www.ahs.ca/about/Page11905.aspx>.

♦ Historical data has been restated due to reporting corrections.

• Results are calculated based on data available to AHS.

1. The Alberta Health Business Plan refers to this measure as unique home care clients served.

* As of 2021-22, the measure "Health Link Calls" was expanded to four separate measures to better represent activity. "Clinical" refers to calls requiring nursing, addiction and mental health, respiratory illness clinical services, rehabilitation, etc. "Non-Clinical" refers to calls requiring information and/or referral, respiratory illness non-clinical services, tobacco cessation, immunization booking, etc.

2. Zone values may not sum to the Provincial total due to calls with undefined postal codes that are not assigned to a zone.

** Source: Alberta Health Influenza Immunization Report.

3. Zone values may not sum to the Provincial total due to patients with undefined postal codes that are not assigned to a zone.

4. Zone values may not sum to the Provincial total due to referred-out volumes.

5. Zone values may not sum to the Provincial total due to patients receiving care in more than one zone.

6. Zone values may not sum to the Provincial total due to employees working in more than one zone.

Central Zone Quick Facts

The table below provides a snapshot of Central Zone activity and demonstrates service level changes over the last four years.

	2019-20	2020-21	2021-22	2022-23
Population Statistics				
Overall Population	482,349	476,674	476,092	479,950
Aging Population (over 65)	77,408	80,600	84,170	87,506
Life Expectancy	81.1	80.0	78.8	78.6
Median Age	39	39	40	40
Primary Care / Population Health				
Ambulatory Care Visits*	485,158	402,111	409,361	411,620
Number of Home Care Clients* ¹	20,682	19,728	20,595	21,055
Number of People Placed in Continuing Care	1,468	1,156	1,257	1,448
Health Link Calls*	61,687	102,548	--	--
Health Link Calls Received – Clinical* ²	--	--	93,055	58,710
Health Link Calls Received – Non-Clinical* ²	--	--	68,991	21,260
Seasonal Influenza Immunizations** ³	126,288	162,234	105,869	107,017
Food Safety Inspections	5,788	3,437	5,234	7,419
Acute Care				
Emergency Department Visits (all sites)**	325,882	239,571	282,059	312,310
Hospital Discharges*	41,726	37,651	38,571	37,351
Births**	4,038	3,743	3,723	3,528
Total Hospital Days*	333,885	271,031	296,888	318,238
Average Length of Stay (in days)*	8.0	7.2	7.7	8.5
Alternate Level of Care Total Discharges*	1,516	1,299	1,482	1,553
Ambulatory Care Sensitive Conditions Hospital Discharges* ³	1,962	1,429	1,503	1,606
Diagnostic / Specific Procedures				
Hip Replacements (scheduled and emergency)	683	630	668	721
Knee Replacements (scheduled and emergency)	664	595	570	703
Cataract Surgery*	4,040	4,213	4,157	3,923
MRI Exams	13,845	14,975	15,873	16,141
CT Exams	42,457	45,600	50,023	50,898
X-rays	262,054	211,462	239,076	245,451
Lab Tests ⁴	6,856,791	6,101,730	6,763,655	6,110,969
Cancer Care				
Patient Visits to Cancer Care (patients may have multiple visits)	37,857	42,855	44,579	44,375
Number of Patients to Cancer Care ⁵	3,586	3,980	4,308	4,259
Addiction and Mental Health				
Mental Health Hospital Discharges (acute care sites)*	2,359	2,235	2,302	2,041
Mental Health Discharges (acute care sites and standalone psychiatric facilities)*	4,637	4,242	4,595	4,380
Workforce				
AHS Physicians	783	857	821	857
AHS Staff ⁶	12,894	13,038	13,617	13,475
AHS Volunteers	3,118	2,397	1,435	1,618
AHS Volunteer Hours	163,842	59,553	44,741	59,084

Data updated as of May 17, 2023. Definitions can be found at <https://www.ahs.ca/about/Page11905.aspx>.

◆ Historical data has been restated due to reporting corrections.

● Results are calculated based on data available to AHS.

1. The Alberta Health Business Plan refers to this measure as unique home care clients served.

* As of 2021-22, the measure "Health Link Calls" was expanded to four separate measures to better represent activity. 'Clinical' refers to calls requiring nursing, addiction and mental health, respiratory illness clinical services, rehabilitation, etc. 'Non-Clinical' refers to calls requiring information and/or referral, respiratory illness non-clinical services, tobacco cessation, immunization booking, etc.

2. Zone values may not sum to the Provincial total due to calls with undefined postal codes that are not assigned to a zone.

** Source: Alberta Health Influenza Immunization Report.

3. Zone values may not sum to the Provincial total due to patients with undefined postal codes that are not assigned to a zone.

4. Zone values may not sum to the Provincial total due to referred-out volumes.

5. Zone values may not sum to the Provincial total due to patients receiving care in more than one zone.

6. Zone values may not sum to the Provincial total due to employees working in more than one zone.

Edmonton Zone Quick Facts

The table below provides a snapshot of Edmonton Zone activity and demonstrates service level changes over the last four years.

	2019-20	2020-21	2021-22	2022-23
Population Statistics				
Overall Population	1,424,837	1,442,009	1,451,927	1,487,162
Aging Population (over 65)	188,087	198,630	207,134	217,636
Life Expectancy	82.3	81.1	80.7	80.5
Median Age	37	37	38	38
Primary Care / Population Health				
Ambulatory Care Visits*	2,044,111	1,680,525	1,848,501	1,934,303
Number of Home Care Clients* ¹	38,894	35,109	36,859	40,587
Number of People Placed in Continuing Care	2,685	2,231	2,773	2,948
Health Link Calls*	301,610	450,111	--	--
Health Link Calls Received – Clinical* ²	--	--	407,372	251,096
Health Link Calls Received – Non-Clinical* ²	--	--	476,163	266,279
Seasonal Influenza Immunizations** ³	473,086	548,309	419,030	439,307
Food Safety Inspections	13,140	4,920	7,943	13,643
Acute Care				
Emergency Department Visits (all sites)**	553,259	417,548	501,774	525,958
Urgent Care Visits	13,149	9,861	13,935	16,256
Hospital Discharges*	142,911	125,791	136,001	137,422
Births**	18,693	17,247	17,776	17,228
Total Hospital Days*	1,003,776	892,479	941,512	1,022,319
Average Length of Stay (in days)*	7.0	7.1	6.9	7.4
Alternate Level of Care Total Discharges*	6,191	5,976	6,574	7,730
Ambulatory Care Sensitive Conditions Hospital Discharges* ³	3,701	2,786	3,181	3,880
Diagnostic / Specific Procedures				
Hip Replacements (scheduled and emergency)*	2,604	1,984	2,329	2,623
Knee Replacements (scheduled and emergency)	1,940	1,285	1,541	1,989
Cataract Surgery*	18,572	16,682	20,229	16,519
MRI Exams	81,244	81,166	92,056	91,146
CT Exams	158,734	170,929	190,446	197,717
X-rays	594,029	479,779	541,038	538,774
Lab Tests ⁴	29,928,105	26,177,090	31,748,784	33,835,928
Cancer Care				
Patient Visits to Cancer Care (patients may have multiple visits)	380,991	388,054	421,225	364,742
Number of Patients to Cancer Care ⁵	28,810	28,013	29,298	28,014
Addiction and Mental Health				
Mental Health Hospital Discharges (acute care sites)*	6,027	6,309	6,918	6,553
Mental Health Discharges (acute care sites and standalone psychiatric facilities)*	7,957	8,659	9,342	8,811
Workforce				
AHS Physicians	2,839	2,970	2,975	2,986
AHS Staff ⁶	34,292	36,328	37,632	37,023
AHS Volunteers	2,904	2,143	1,415	1,364
AHS Volunteer Hours	217,903	80,308	66,892	100,866

Data updated as of May 17, 2023. Definitions can be found at <https://www.ahs.ca/about/Page11905.aspx>.

♦ Historical data has been restated due to reporting corrections.

• Results are calculated based on data available to AHS.

1. The Alberta Health Business Plan refers to this measure as unique home care clients served.

* As of 2021-22, the measure "Health Link Calls" was expanded to four separate measures to better represent activity. 'Clinical' refers to calls requiring nursing, addiction and mental health, respiratory illness clinical services, rehabilitation, etc. 'Non-Clinical' refers to calls requiring information and/or referral, respiratory illness non-clinical services, tobacco cessation, immunization booking, etc.

2. Zone values may not sum to the Provincial total due to calls with undefined postal codes that are not assigned to a zone.

** Source: Alberta Health Influenza Immunization Report.

3. Zone values may not sum to the Provincial total due to patients with undefined postal codes that are not assigned to a zone.

4. Zone values may not sum to the Provincial total due to referred-out volumes.

5. Zone values may not sum to the Provincial total due to patients receiving care in more than one zone.

6. Zone values may not sum to the Provincial total due to employees working in more than one zone.

North Zone Quick Facts

The table below provides a snapshot of North Zone activity and demonstrates service level changes over the last four years.

	2019-20	2020-21	2021-22	2022-23
Population Statistics				
Overall Population	484,941	480,924	474,696	476,094
Aging Population (over 65)	52,197	54,338	56,367	58,827
Life Expectancy	79.8	79.2	76.8	78.2
Median Age	35	35	36	36
Primary Care / Population Health				
Ambulatory Care Visits*	388,687	322,985	315,959	363,750
Number of Home Care Clients* ¹	14,797	13,753	13,583	13,400
Number of People Placed in Continuing Care	741	694	812	879
Health Link Calls*	60,829	103,464	--	--
Health Link Calls Received – Clinical* ²	--	--	95,948	55,307
Health Link Calls Received – Non-Clinical* ²	--	--	73,321	17,861
Seasonal Influenza Immunizations** ³	107,352	143,319	82,511	84,697
Food Safety Inspections	8,948	3,586	4,764	7,912
Acute Care				
Emergency Department Visits (all sites)**	500,437	353,667	407,153	465,189
Hospital Discharges*	39,990	35,574	34,650	33,704
Births**	5,463	5,087	4,753	4,306
Total Hospital Days*	273,508	235,538	237,681	246,738
Average Length of Stay (in days)*	6.8	6.6	6.9	7.3
Alternate Level of Care Total Discharges*	1,113	1,017	991	1,063
Ambulatory Care Sensitive Conditions Hospital Discharges* ³	1,969	1,644	1,561	1,787
Diagnostic / Specific Procedures				
Hip Replacements (scheduled and emergency)	407	429	335	533
Knee Replacements (scheduled and emergency)	463	393	283	524
Cataract Surgery	1,494	1,429	1,482	1,575
MRI Exams	11,771	11,125	14,112	15,163
CT Exams	36,179	36,498	40,159	42,247
X-rays	284,328	246,012	256,416	270,973
Lab Tests ⁴	4,991,265	4,475,438	4,763,345	4,597,708
Cancer Care				
Patient Visits to Cancer Care (patients may have multiple visits)	18,440	23,525	25,232	26,735
Number of Patients to Cancer Care ⁵	2,199	2,477	2,524	2,132
Addiction and Mental Health				
Mental Health Hospital Discharges (acute care sites)*	2,530	2,452	2,020	2,016
Workforce				
AHS Physicians	628	670	661	660
AHS Staff ⁶	10,911	11,133	11,482	11,380
AHS Volunteers	1,847	1,532	1,233	1,362
AHS Volunteer Hours	146,885	50,081	61,880	70,483

Data updated as of May 17, 2023. Definitions can be found at <https://www.ahs.ca/about/Page11905.aspx>.

◆ Historical data has been restated due to reporting corrections.

● Results are calculated based on data available to AHS.

1. The Alberta Health Business Plan refers to this measure as unique home care clients served.

* As of 2021-22, the measure "Health Link Calls" was expanded to four separate measures to better represent activity. 'Clinical' refers to calls requiring nursing, addiction and mental health, respiratory illness clinical services, rehabilitation, etc. 'Non-Clinical' refers to calls requiring information and/or referral, respiratory illness non-clinical services, tobacco cessation, immunization booking, etc.

2. Zone values may not sum to the Provincial total due to calls with undefined postal codes that are not assigned to a zone.

** Source: Alberta Health Influenza Immunization Report.

3. Zone values may not sum to the Provincial total due to patients with undefined postal codes that are not assigned to a zone.

4. Zone values may not sum to the Provincial total due to referred-out volumes.

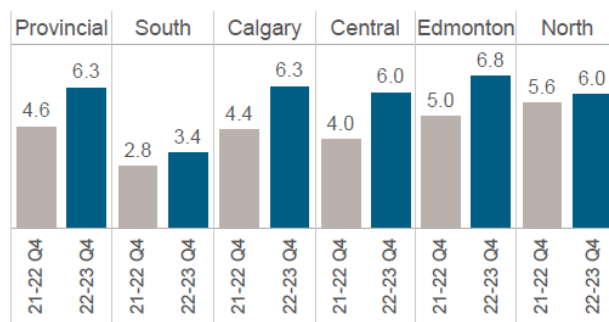
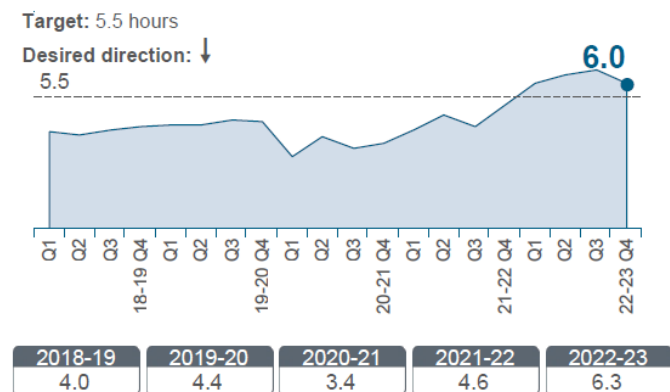
5. Zone values may not sum to the Provincial total due to patients receiving care in more than one zone.

6. Zone values may not sum to the Provincial total due to employees working in more than one zone.

Performance Measure Results

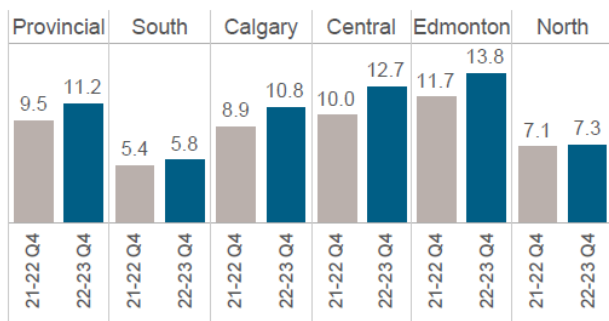
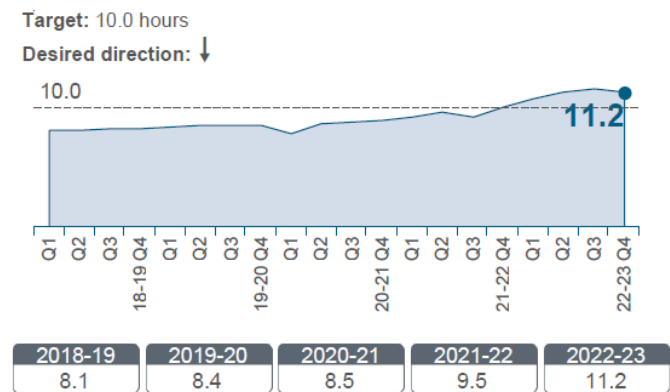
Improving Access to Emergency and Acute Care

ED wait time to see a doctor: Time to see a physician after being triaged on arrival 90% of the time in the 16 largest sites.



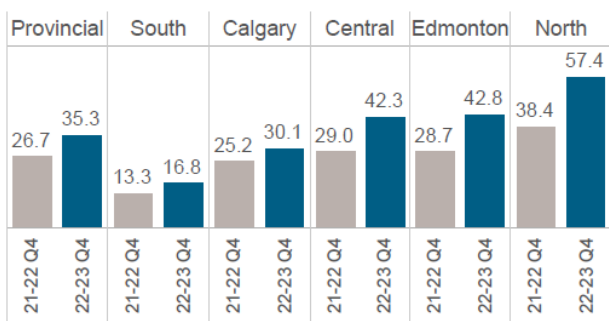
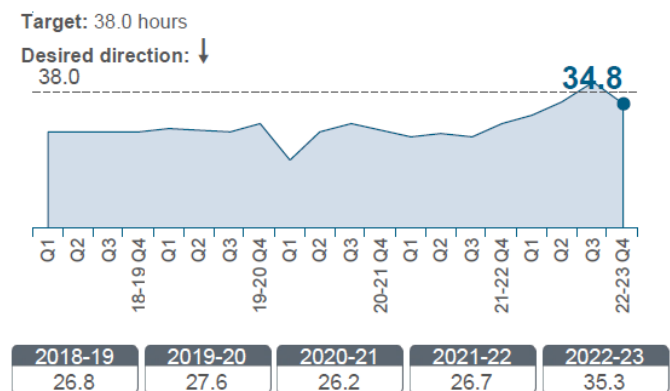
Note: Line graph is quarterly. Bar graph is quarterly year-to-date.

Total time in ED for discharged patients: Time from when a patient is triaged to when they are discharged home 90% of the time in the 16 largest sites.



Note: Line graph is quarterly. Bar graph is quarterly year-to-date.

Total time in ED for patients admitted to hospital: Time from when a patient is triaged to when they are transferred to a hospital bed 90% of the time in the 16 largest sites.



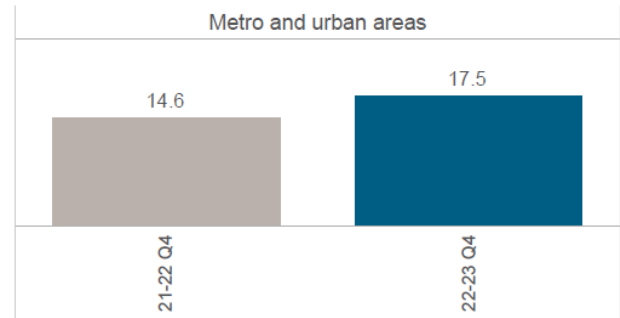
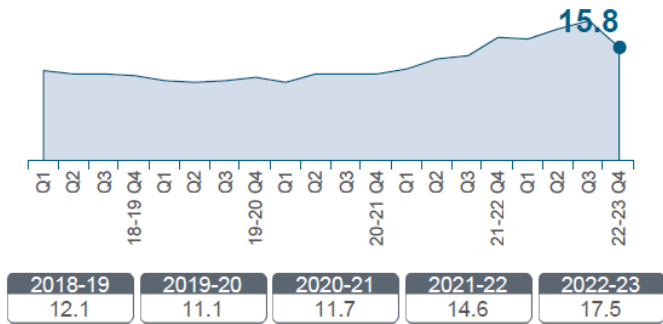
Note: Line graph is quarterly. Bar graph is quarterly year-to-date.

Reducing Emergency Medical Services (EMS) Response Times

EMS response time for the most urgent calls in metro and urban areas: Time in minutes after a call is received at EMS dispatch that patients wait for an EMS crew to arrive on scene for a life-threatening event 90% of the time.

Target: Improve provincially in 2022-23

Desired direction: ↓

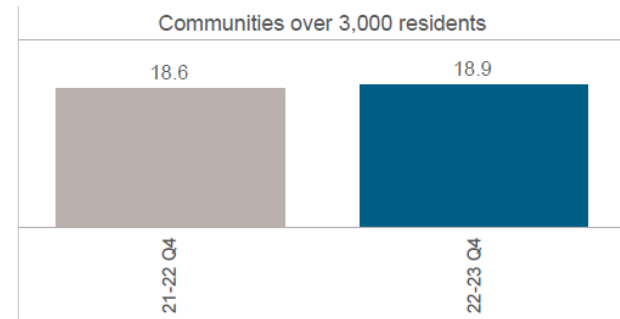
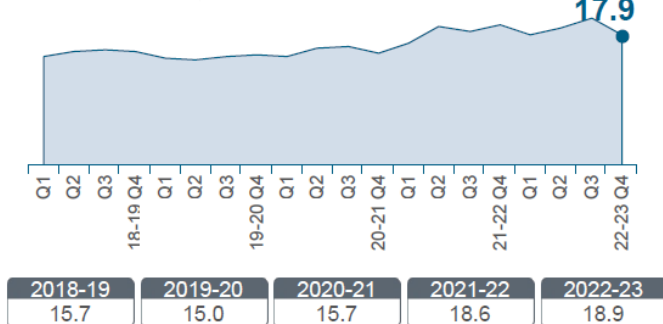


Note: Line graph is quarterly. Bar graph is quarterly year-to-date.

EMS response time for the most urgent calls in communities over 3,000 residents: Time in minutes after a call is received at EMS dispatch that patients wait for an EMS crew to arrive on scene for a life-threatening event 90% of the time.

Target: Improve provincially in 2022-23

Desired direction: ↓

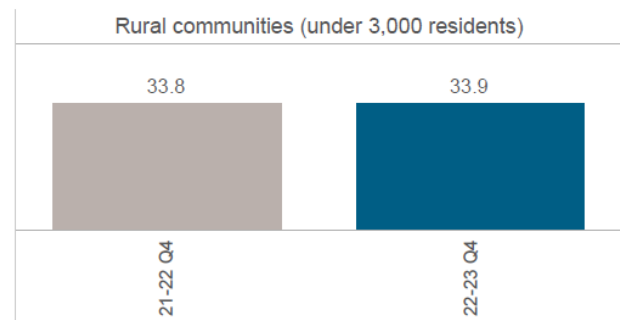
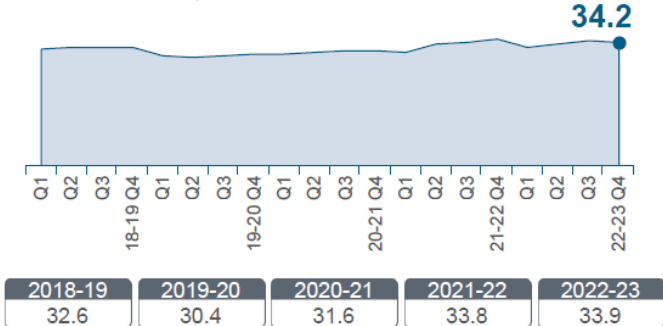


Note: Line graph is quarterly. Bar graph is quarterly year-to-date.

EMS response time for the most urgent calls in rural communities (under 3,000 residents): Time in minutes after a call is received at EMS dispatch that patients wait for an EMS crew to arrive on scene for a life-threatening event 90% of the time.

Target: Improve provincially in 2022-23

Desired direction: ↓

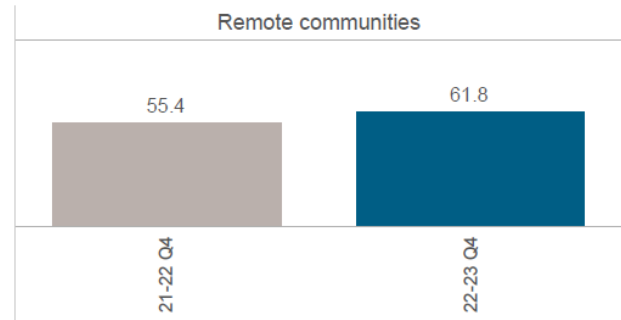
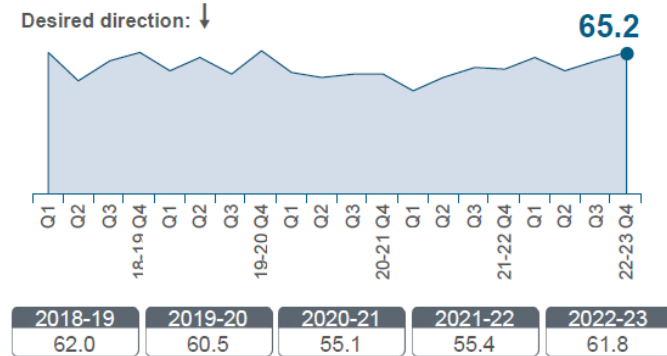


Note: Line graph is quarterly. Bar graph is quarterly year-to-date.

EMS response time for the most urgent calls in remote communities: Time in minutes after a call is received at EMS dispatch that patients wait for an EMS crew to arrive on scene for a life-threatening event 90% of the time.

Target: Improve provincially in 2022-23

Desired direction: ↓

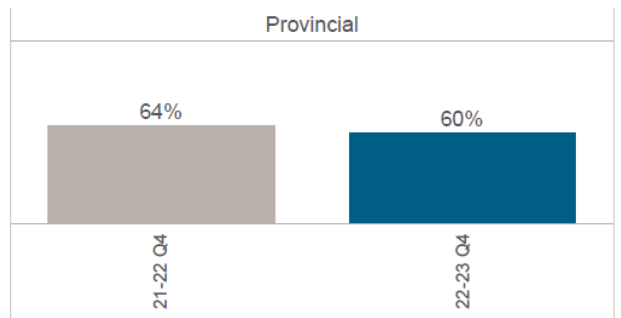
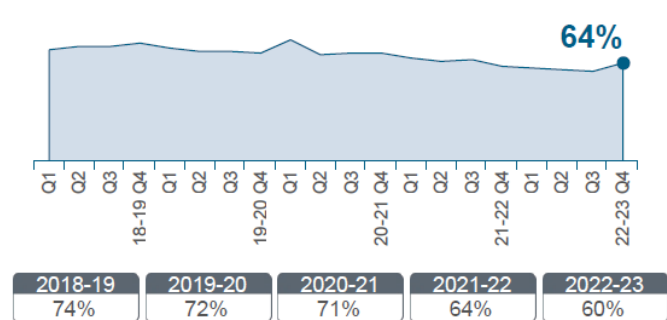


Note: Line graph is quarterly. Bar graph is quarterly year-to-date.

Percentage of EMS events with hospital time less than 90 minutes: Percentage of time an EMS unit arrives at an Emergency Department and is available to respond to another call in less than 90 minutes.

Target: Improve provincially in 2022-23

Desired direction: ↑

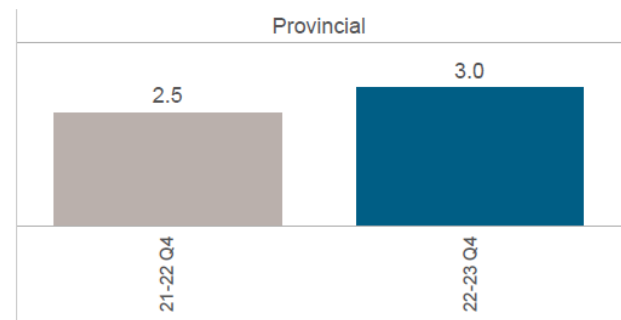
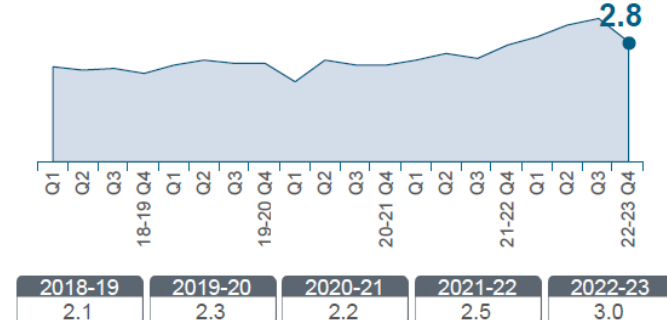


Note: Line graph is quarterly. Bar graph is quarterly year-to-date. Historical values were restated from the 2022-25 Health Plan to align to measure definitions used in priority action reporting. (Changed from reporting 27 sites to 16 busiest sites.)

EMS hospital time: Time between an EMS unit arrival at an Emergency Department until that EMS unit is available to respond to another call 90% of the time.

Target: Improve provincially in 2022-23

Desired direction: ↓



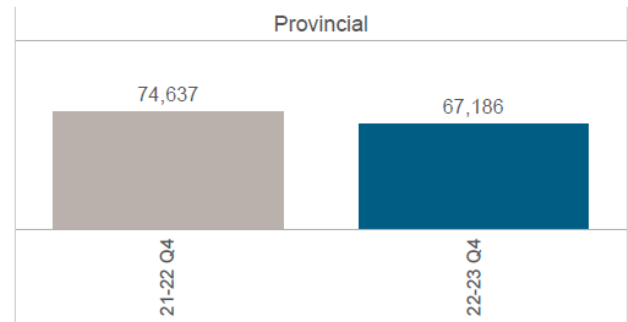
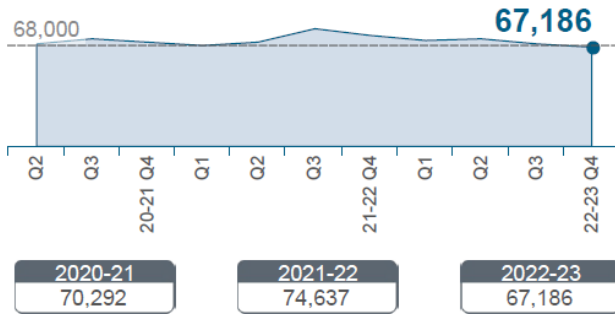
Note: Line graph is quarterly. Bar graph is quarterly year-to-date. AHS adopted this measure in November 2022.

Reducing Surgical Wait Times

Number of cases on the surgical waitlist: Number of cases on the surgical waitlist at end of the fiscal year at all adult surgical sites (does not include Stollery and Alberta Children's Hospitals).

Target: <68,000 provincially in 2022-23

Desired direction: ↓



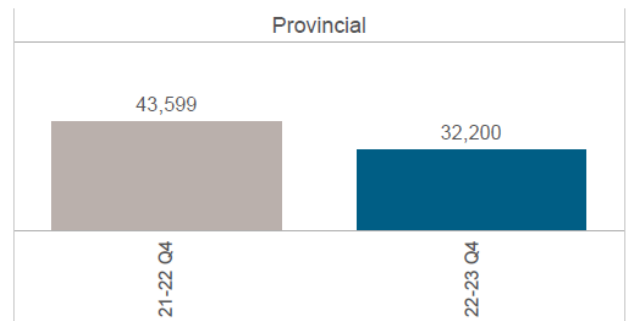
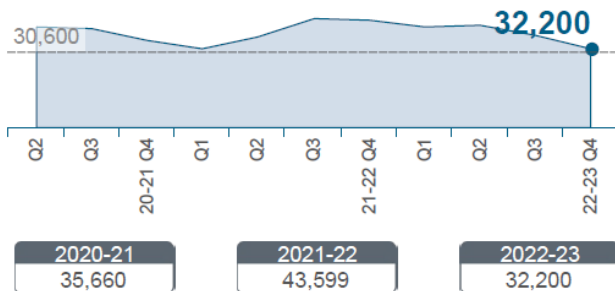
Note: Both graphs are quarterly. Quarterly tracking began 2020-21. Results are point in time values recorded at the end of the reporting period.

Number of cases on waitlist outside clinically recommended wait times at all adult surgical sites:

Number of cases on the surgical waitlist outside of clinically recommended wait times at the end of the fiscal year at all adult surgical sites (does not include Stollery and Alberta Children's Hospitals).

Target: <30,600 provincially in 2022-23

Desired direction: ↓



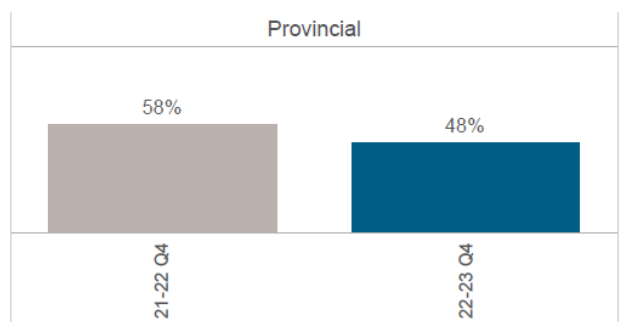
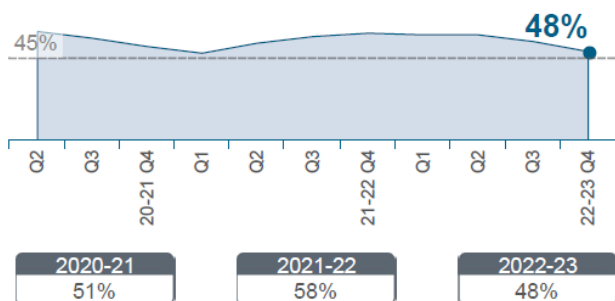
Note: Both graphs are quarterly. Quarterly tracking began 2020-21. Results are point in time values recorded at the end of the reporting period.

Percentage of cases on waitlist outside clinically recommended wait times at all adult surgical sites:

Percentage of cases on the surgical waitlist outside of clinically recommended wait times at the end of the fiscal year at all adult surgical sites (does not include Stollery and Alberta Children's Hospitals).

Target: <45% provincially in 2022-23

Desired direction: ↓



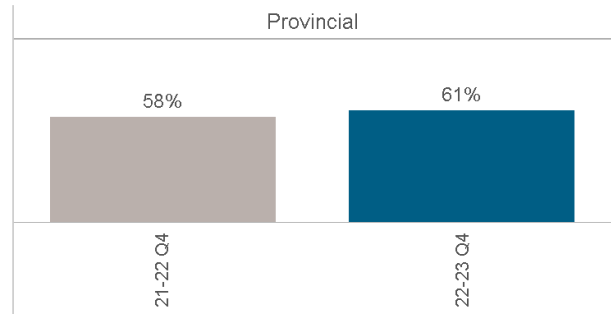
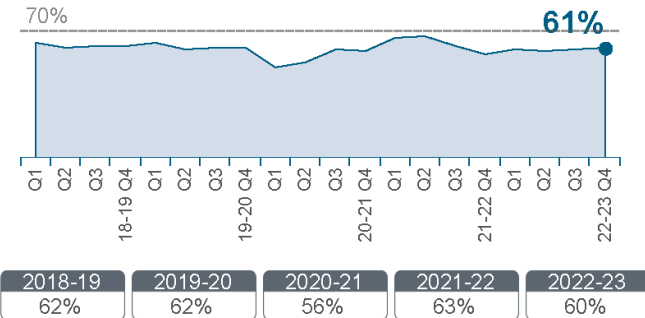
Note: Both graphs are quarterly. Quarterly tracking began 2020-21. Results are point in time values recorded at the end of the reporting period.

Percentage of surgeries completed within clinically recommended wait times at all surgical sites:

Percentage of surgeries completed within clinically recommended wait times throughout the year at all surgical sites.

Target: 70% provincially in 2022-23

Desired direction: ↑



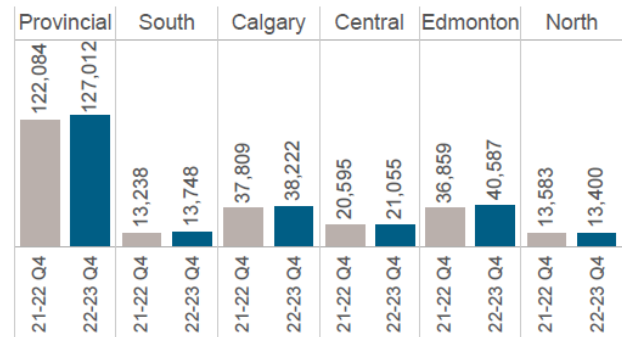
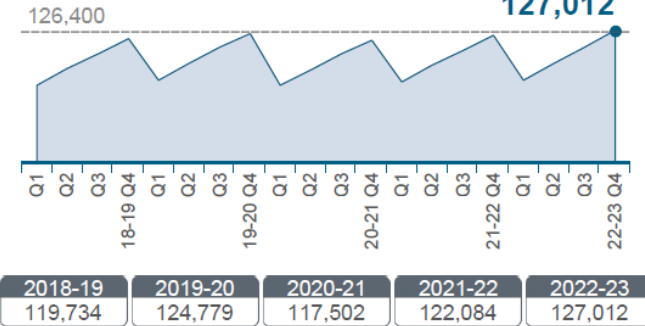
Note: Both graphs are quarterly.

Continuing Care

Home care clients served: Total number of individual clients within a Home Care program.

Target: 126,400 provincially in 2022-23

Desired direction: ↑

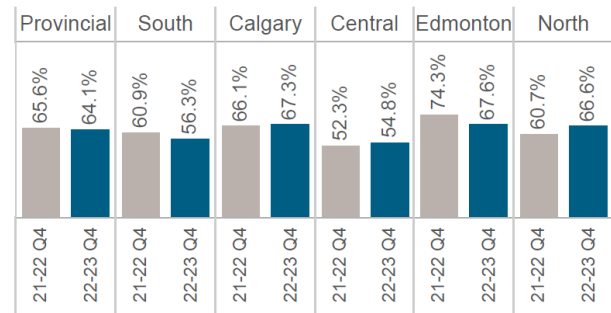
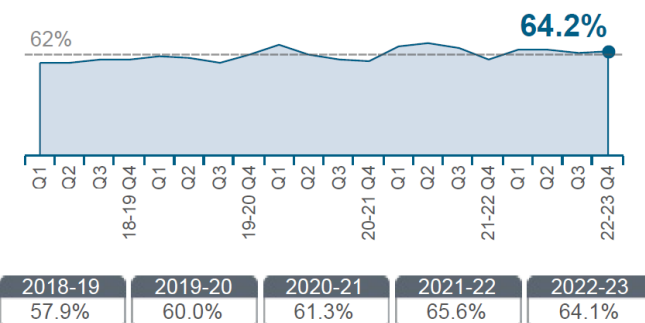


Note: Both graphs are quarterly year-to-date. Historical values were restated as the data is extracted from a transactional database and subject to ongoing data entry and data remediation. The Alberta Health Business Plan refers to this measure as unique home care clients served.

Percentage of clients placed in continuing care within 30 days: The number of clients admitted to a continuing care facility (long-term care or supportive living) within 30 days of being assessed and approved for admission, as a percentage of all clients admitted to a long-term care facility.

Target: 62% provincially in 2022-23

Desired direction: ↑



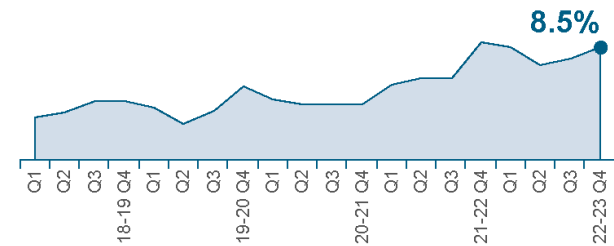
Note: Line graph is quarterly. Bar graph is quarterly year-to-date.

Workforce Recruitment and Retention

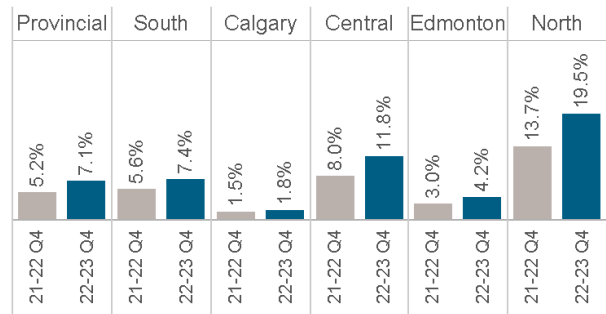
Percentage of postings open greater than 90 days for staff positions: The number of postings open greater than 90 days as a percentage of the total open postings.

Target: Stabilize/Improve provincially in 2022-23

Desired direction: ↓



2018-19	2019-20	2020-21	2021-22	2022-23
3.2%	3.3%	3.5%	5.2%	7.1%

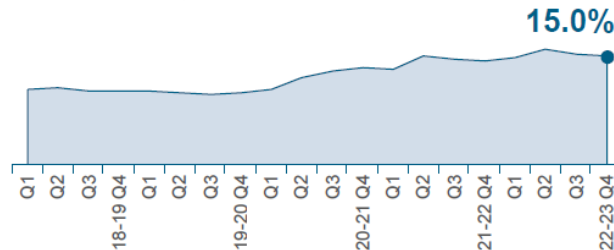


Note: Line graph is quarterly. Bar graph is quarterly year-to-date.

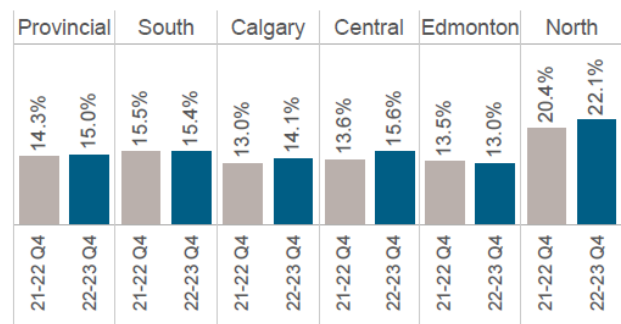
Vacancy rate for all AHS positions: The number of AHS vacant positions as a percentage of the total filled and vacant positions.

Target: Stabilize/Improve provincially in 2022-23

Desired direction: ↓



2018-19	2019-20	2020-21	2021-22	2022-23
10.2%	9.9%	13.4%	14.3%	15.0%



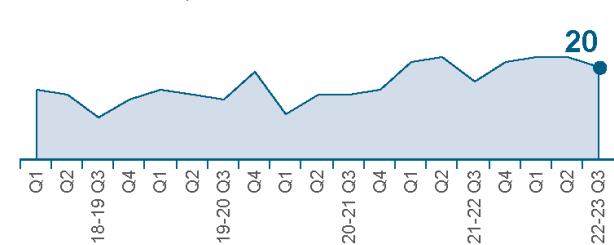
Note: Both graphs are quarterly. Results are point in time values recorded at the end of the reporting period.

Mental Health and Addiction Recovery

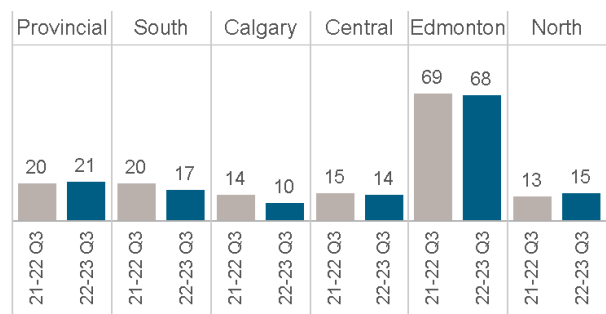
Child and youth wait times for core community outpatient AMH services (median days): The number of days within which half of the referred cases have their first therapeutic appointment scheduled from the date the referral was received.

Target: Improve provincially in 2022-23

Desired direction: ↓



2018-19	2019-20	2020-21	2021-22
12	15	14	20

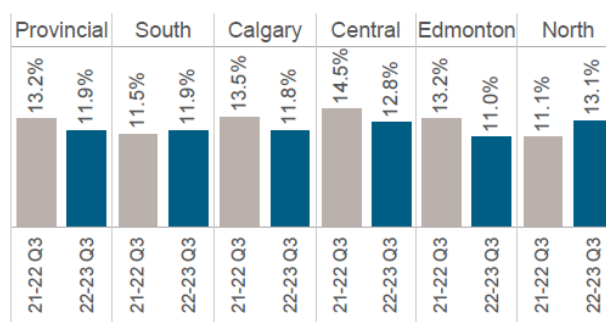
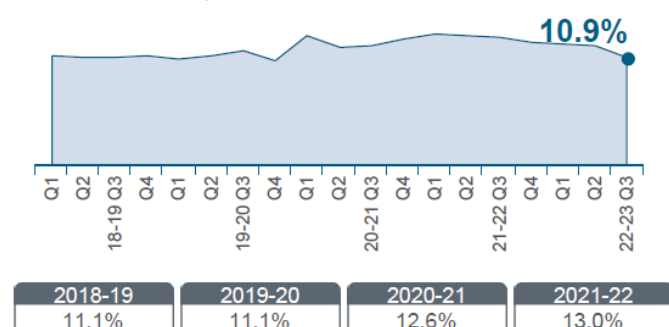


Note: This measure is lagged by one quarter. Line graph is quarterly. Bar graph is quarterly year-to-date.

30-day hospital readmission rate for AMH issues: The percentage of patients treated in a hospital for mental health disorders who have an unplanned readmission to hospital within 30 days of discharge from hospital.

Target: Improve provincially in 2022-23

Desired direction: ↓



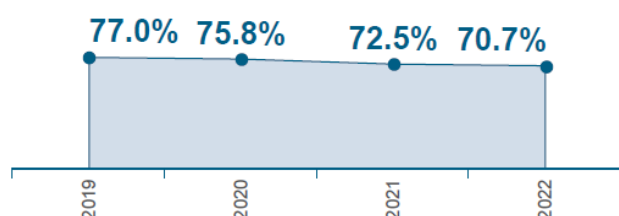
Note: This measure is lagged by one quarter. Line graph is quarterly. Bar graph is quarterly year-to-date. Historical values were restated as of April 2023 to align with recent change with CIHI methodology.

Public Health and Pandemic Response and Recovery

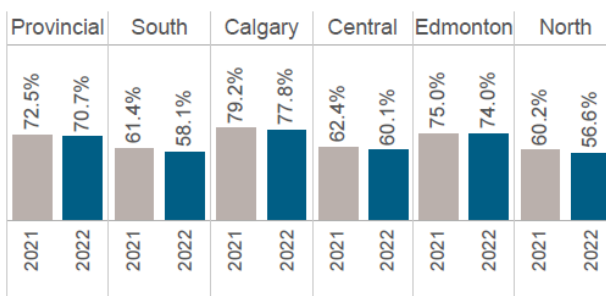
Childhood immunization rate at 2 years – DTaP-IPV-Hib-HB: The number of children that turned 2 years of age and had received four doses of diphtheria, tetanus, pertussis, polio, Haemophilus influenzae type b, and hepatitis B containing vaccine as a percentage of all children who turned 2 years of age.

Target: ≥ 76% provincially in 2022

Desired direction: ↑



Note: The Interactive Health Data Application (IHDA) recently restated Childhood Immunization rates to values that now include First Nations coverage. This methodology change resulted in immunization rates that, over the last two years, averaged lower than historically reported values.

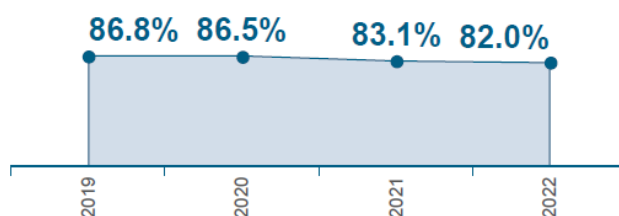


Note: Both graphs are calendar year. Historical values were restated as of June 2023. The target represents the 2022 AHS organizational target. Alberta Health uses the national target (set by CIHI) for childhood immunization by two years of age.

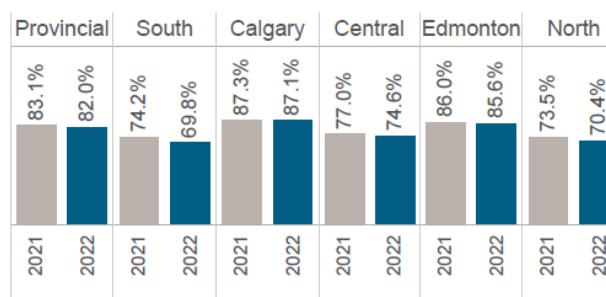
Childhood immunization rate at 2 years – MMR-V: The number of children that turned 2 years of age and had one dose of mumps, measles, rubella, and varicella containing vaccine as a percentage of all children who turned 2 years of age.

Target: ≥ 86% provincially in 2022

Desired direction: ↑



Note: The Interactive Health Data Application (IHDA) recently restated Childhood Immunization rates to values that now include First Nations coverage. This methodology change resulted in immunization rates that, over the last two years, averaged lower than historically reported values.

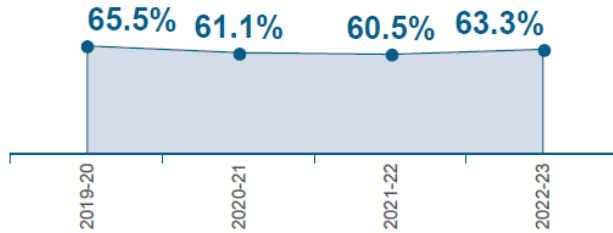


Note: Both graphs are calendar year. Historical values were restated as of June 2023. The target represents the 2022 AHS organizational target. Alberta Health uses the national target (set by CIHI) for childhood immunization by two years of age.

Breast cancer screening participation rate: The percentage of eligible Alberta women, 50-74 years old, who completed at least one screening mammogram within 30 months prior to the end of the reporting period.

Target: ≥ 60% provincially in 2022-23

Desired direction: ↑



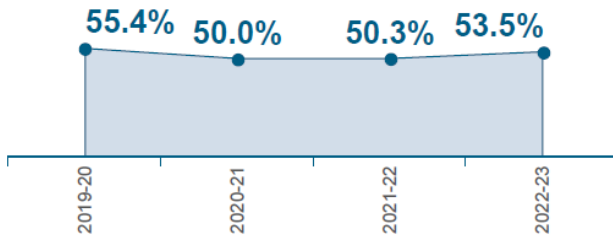
Provincial	South	Calgary	Central	Edmonton	North
60.5%	63.3%	64.7%	67.0%	61.5%	64.9%
58.6%	58.1%	61.2%	63.4%	50.1%	54.1%
2021-22	2022-23	2021-22	2022-23	2021-22	2022-23

Note: Both graphs are fiscal year, representing screening participation rate of mammogram within a 30-month period.

Colorectal cancer screening participation rate: The percentage of screen-eligible individuals, 50-74 years of age, who had a Fecal Immunochemical Test in the past two years or a sigmoidoscopy or colonoscopy in the past five years.

Target: ≥ 52% provincially in 2022-23

Desired direction: ↑



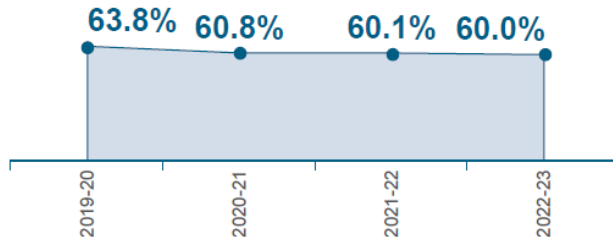
Provincial	South	Calgary	Central	Edmonton	North
50.3%	53.5%	53.9%	56.0%	48.7%	52.0%
49.5%	52.3%	51.3%	54.6%	44.2%	47.2%
2021-22	2022-23	2021-22	2022-23	2021-22	2022-23

Note: Both graphs are fiscal year, representing screening participation rate of fecal test within a 24-month period or sigmoidoscopy/ colonoscopy in the past 5 years.

Cervical cancer screening participation rate: The percentage of Alberta screen-eligible women, 25-69 years old, who completed at least one screening Pap test within 42 months prior to the end of the reporting period.

Target: ≥ 61% provincially in 2022-23

Desired direction: ↑



Provincial	South	Calgary	Central	Edmonton	North
60.1%	60.0%	58.7%	57.9%	61.8%	61.9%
57.4%	56.7%	61.5%	61.7%	52.1%	51.5%
2021-22	2022-23	2021-22	2022-23	2021-22	2022-23

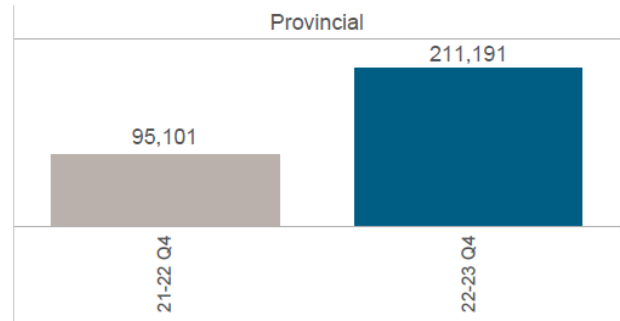
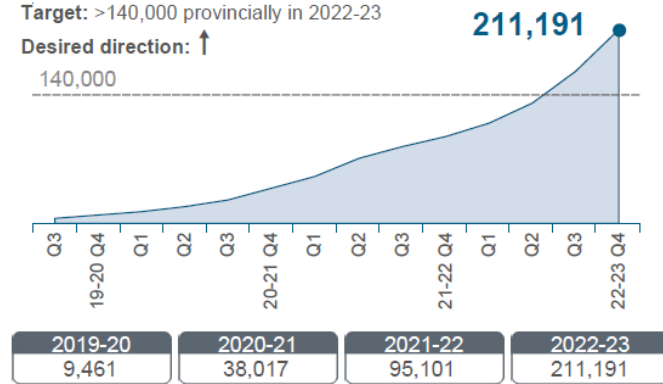
Note: Both graphs are fiscal year, representing screening participation rate of Pap test within a 42-month period.

Digital Health Evolution and Innovation

Users registered on MyAHS Connect patient portal: The number of Connect Care health accounts being accessed via MyAHS Connect.

Target: >140,000 provincially in 2022-23

Desired direction: ↑

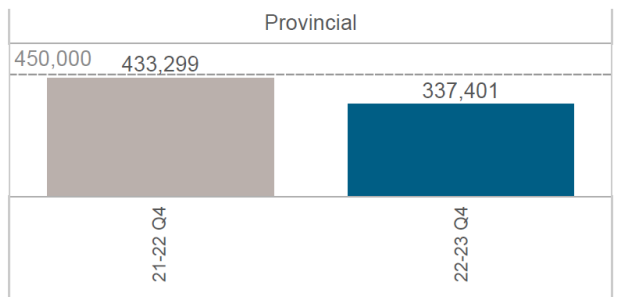
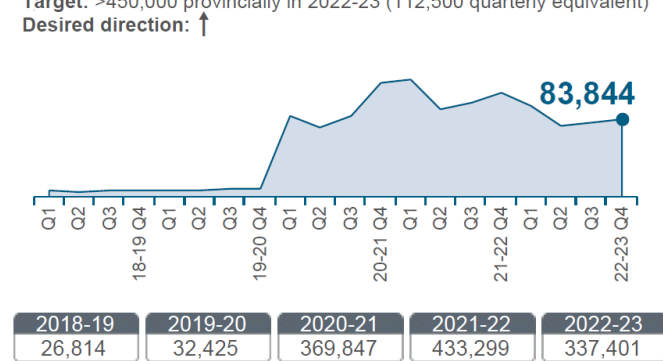


Note: Values are cumulative across all years and recorded at the end of the reporting period.

Number of virtual visits (acute, community and ambulatory): The number of scheduled and completed video visits using Telehealth, AHS Zoom Enterprise, and MyAHS Connect Video Visit technologies.

Target: >450,000 provincially in 2022-23 (112,500 quarterly equivalent)

Desired direction: ↑



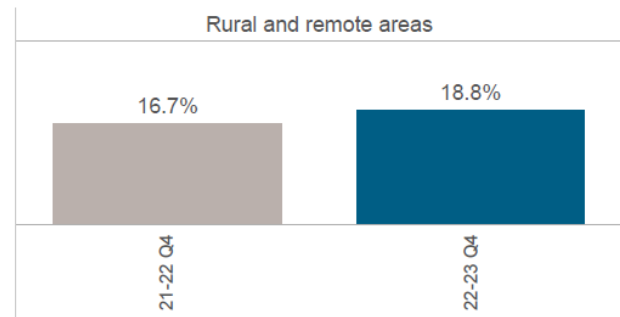
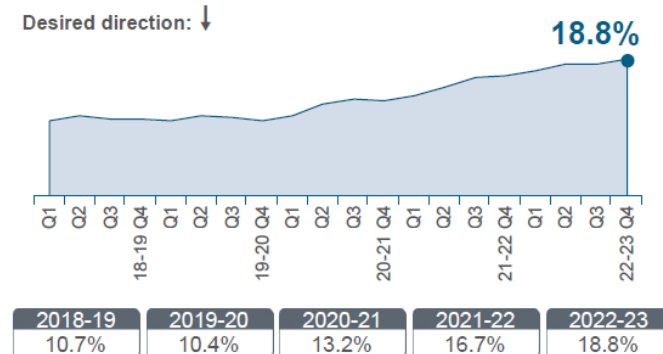
Note: Line graph is quarterly. Bar graph is quarterly year-to-date.

Rural & Indigenous Initiatives and Engagement

Vacancy rates for rural/remote staff positions: The number of AHS vacant positions in rural and remote areas of Alberta as a percentage of the total filled and vacant positions in rural and remote areas.

Target: Stabilize/Improve provincially in 2022-23

Desired direction: ↓

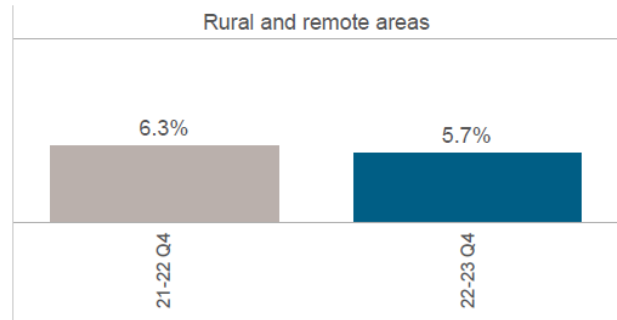
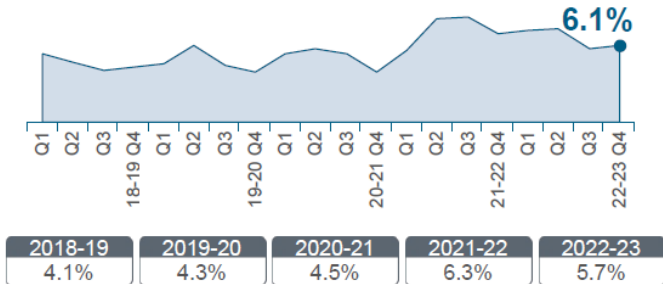


Note: Both graphs are quarterly. Results are point in time values recorded at the end of the reporting period.

Turnover rates for rural/remote staff positions: The number of employees in rural and remote areas who have left AHS voluntarily as a percentage of the total number of employees in rural and remote areas.

Target: Stabilize/Improve provincially in 2022-23

Desired direction: ↓



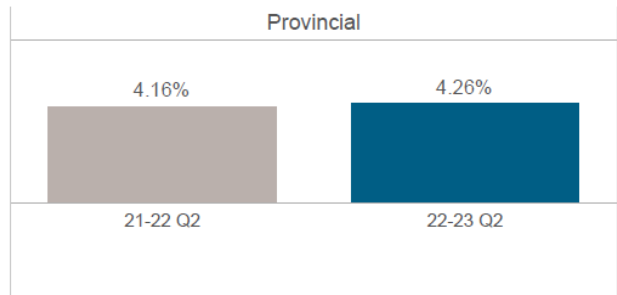
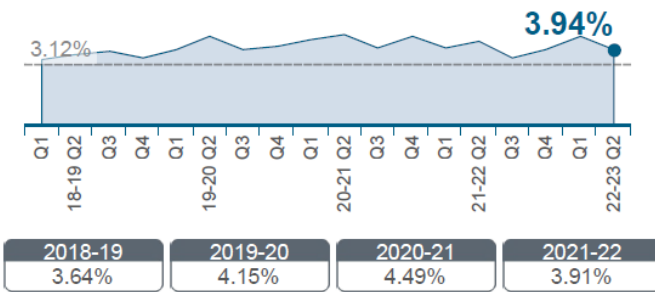
Note: Line graph is quarterly. Bar graph is quarterly year-to-date.

Quality and Patient Outcomes

Surgical site infection rate (14 large volume adult acute care sites): The percentage of cases that developed infections in a surgical site within 30 days after surgery.

Target: 3.12% provincially in 2022-23

Desired direction: ↓

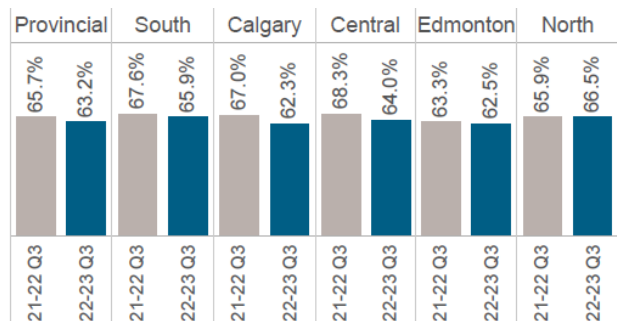
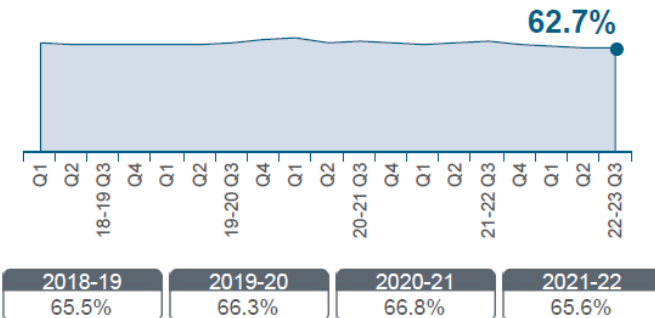


Note: This measure is lagged by two quarters. Line graph is quarterly. Bar graph is quarterly year-to-date.

Adult patient satisfaction with hospital experience: The percentage of patients rating hospital care as 9 or 10 on a scale from 0-10, where 10 is the best possible rating.

Target: Improve provincially in 2022-23

Desired direction: ↑



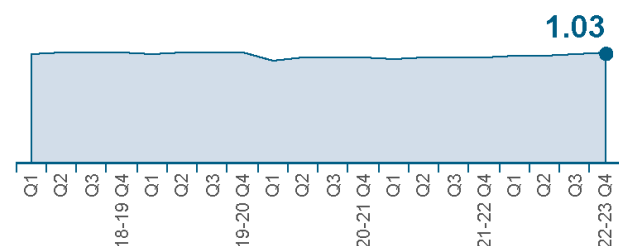
Note: This measure is lagged by one quarter. Line graph is quarterly. Bar graph is quarterly year-to-date. Historical values for fiscal years 2018-19 and 2019-20 were restated to be consistent with a small change in methodology in 2020-21.

Sustainability

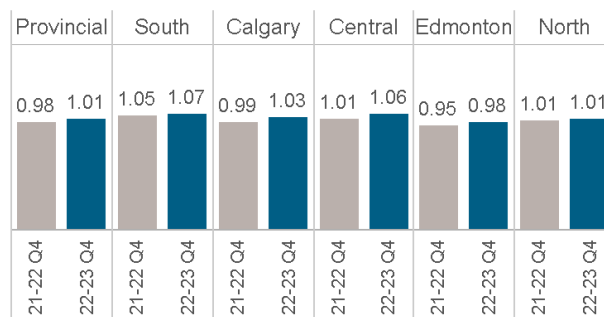
Ratio of acute length of stay to expected length of stay in 14 highest volume adult sites: The ratio of the total number of days patients spent in inpatient hospital acute care compared to the total length of stay that would be expected based on factors such as patient age, diagnoses and required interventions.

Target: Improve provincially in 2022-23

Desired direction: ↓



2018-19	2019-20	2020-21	2021-22	2022-23
1.03	1.03	0.98	0.98	1.01



Note: Line graph is quarterly. Bar graph is quarterly year-to-date.

Monitoring Measures

There are a number of measures AHS tracks to help inform performance across the healthcare delivery system. These measures include a broad range of indicators that span the continuum of care, such as population and public health, primary care, continuing care, mental health, cancer care, emergency departments and surgery.

Data was updated as of May 17, 2023. Historical data may have been restated due to reporting corrections or methodology changes. Definitions can be found online at <https://www.albertahealthservices.ca/about/Page12640.aspx>.

	2019	2020	2021	2022
Life Expectancy				
Provincial	82.3	81.2	80.6	80.5
Females	84.4	83.7	83.4	82.9
Males	80.2	78.9	78.0	78.2
First Nations	70.3	66.7	63.1	64.2
Non-First Nations	82.8	81.9	81.4	81.2

	2019	2020	2021	2022
Potential Years of Life Lost (per 1,000 population)				
Both	47.1	56.3	62.0	60.2
Females	35.5	41.3	44.0	45.8
Males	58.4	71.0	79.5	74.3

	2019	2020	2021	2022
Perinatal Mortality Rate by Population (single year) (per 1,000 population)				
Provincial	5.25	5.78	5.36	4.99
First Nations	11.07	14.27	13.67	13.07
Non-First Nations	4.90	5.24	5.03	4.60
Rate Gap	6.17	9.03	8.64	8.47

	2017-2019	2018-2020	2019-2021	2020-2022
Perinatal Mortality Rate by Population (three-year average) (per 1,000 population)				
Provincial	5.46	5.55	5.46	5.38
First Nations	9.16	10.86	12.94	13.67
Non-First Nations	5.26	5.21	5.05	4.96
Rate Gap	3.90	5.65	7.89	8.71

	2019-20	2020-21	2021-22	2022-23
Emergency Department (ED)				
Total Number of ED Visits (all sites)*	2,062,528	1,552,096	1,824,366	1,982,246
ED LOS for Admitted Patients (median in hours; busiest sites)	10.4	9.8	10.8	13.7
Percentage of Patients Treated and Admitted to Hospital Within 8 Hours (all sites)	42.9%	44.3%	38.6%	31.9%
Percentage of Patients Treated and Admitted to Hospital Within 8 Hours (busiest sites)	35.9%	38.0%	33.1%	26.5%
ED LOS for Discharged Patients (median in hours; busiest sites)	3.7	3.5	4.2	4.8
Percentage of Patients Treated and Discharged Within 4 Hours (all sites)	72.2%	71.8%	65.5%	60.8%
Percentage of Patients Treated and Discharged Within 4 Hours (busiest sites)	55.1%	57.5%	47.2%	39.6%
ED Time to Physician Initial Assessment (median in hours; busiest sites)	1.6	1.1	1.7	2.3
Percentage of Patients Left Without Being Seen and Against Medical Advice	5.1%	4.0%	6.1%	8.8%

* Results are calculated based on data available to AHS.

	2019-20	2020-21	2021-22	2022-23
Acute Care				
Hospital Discharges	399,281	358,107	376,019	380,212
Acute Care Occupancy (Top 16 AHS sites)	95.3%	88.9%	92.5%	98.2%
Hospital-Acquired <i>Clostridium difficile</i> Infection Rate (per 10,000 patient days)	2.6	2.8	2.7	2.8
Hospital Standardized Mortality Ratio (HSMR)	102	110	103	99
Medical Readmissions Within 30 Days (risk adjusted)*	13.5%	13.6%	13.3%	12.8% (Q3YTD)
Surgical Readmissions Within 30 Days (risk adjusted)**	7.2%	6.8%	6.8%	6.3% (Q3YTD)
Heart Attack in Hospital Mortality Within 30 Days (risk adjusted)**	7.1%	5.8%	6.3%	7.0 (Q3YTD)
Stroke in Hospital Mortality Within 30 Days (risk adjusted)**	11.3%	11.7%	11.7%	14.0% (Q3YTD)
Hand Hygiene Compliance - AHS	87.7%	92.2%	92.0%	91.2%
Hand Hygiene Compliance - Covenant Health**	90.0%	92.5%	94.2%	95.0%
Percentage of ALC Patient Days	15.4%	15.2%	13.3%	14.9%
ACSC Hospitalization Rate (per 100,000; annualized rate)	308	231	245	277

* Results are calculated based on data available to AHS.

* In December 2022, the Canadian Institute for Health Information (CIHI) released a methodology update for several measures pertaining to the model coefficients where COVID-19 was added as a risk factor and there was an update to the top 80 CMG list. This update will affect the data previously reported as it will take effect for current and historic data. This methodology update amounted to a slight change in previously report values.

** Covenant Health hand hygiene compliance data are only collected twice a year - during Q1 (Apr, May) and Q3 (Oct, Nov). Annual data represents the average of those data collection quarters.

		2019-20	2020-21	2021-22	2022-23
Surgery Wait Times (in weeks)					
Coronary Artery Bypass Graft (CABG) Ready to Treat (RTT) for Scheduled Surgeries	50 th Percentile (scheduled)	7.7	9.7	7.5	8.9
	Volume (scheduled)	364	311	262	241
	Volume (all)	1,619	1,388	1,369	1,407
Cataract Surgery RTT	50 th Percentile (scheduled)	18.3	18.7	10.1	11.0
	Percent scheduled performed within the CIHI Benchmark	45.1%	45.3%	64.7%	64.3%
	Volume (scheduled 1 st eye)	27,394	27,351	30,512	26,657
	Volume (all)	45,236	44,289	48,341	40,668
Hip Replacement RTT	50 th Percentile (scheduled)	19.3	25.1	25.6	31.1
	Percent scheduled performed within the CIHI Benchmark	65.5%	51.6%	51.2%	42.9%
	Volume (scheduled)	4,511	3,859	3,991	5,227
	Volume (all)	6,605	5,802	6,177	7,520
Knee Replacement RTT	50 th Percentile (scheduled)	21.1	29.4	31.1	40.9
	Percent scheduled performed within the CIHI Benchmark	61.5%	43.3%	39.7%	32.1%
	Volume (scheduled)	6,107	5,090	5,226	7,115
	Volume (all)	6,233	5,125	5,272	7,314
Hip Fracture Repair: Percentage Within 48 Hours		89.7%	89.6%	89.1%	84.9%

Source: Volumes (scheduled) data comes from OR medical records; volumes (all) data comes from administrative databases.

Notes:

- Surgery volumes were affected by the COVID-19 pandemic beginning 2019-20 Q4.

- Volumes (scheduled) include elective/scheduled procedures only; volumes (all) include elective/scheduled and non-elective/emergency procedures.

	2019-20	2020-21	2021-22	2022-23
Continuing Care				
Total Number of People Placed into Continuing Care	8,521	7,427	8,664	9,432
Number of Patients Placed from Acute/Subacute Hospital Bed into Continuing Care	5,113	4,663	5,193	5,814
Number of Clients Placed from Community (at home) into Continuing Care	3,408	2,764	3,471	3,618
Average Wait Time for Continuing Care Placement (in days)	54	51	48	50
Average Wait Time in Acute/Subacute Care Hospital Bed for Continuing Care Placement (in days)	36	38	33	33
Average Wait Time for Long-Term Care Placement (in days)	35	43	39	42
Average Wait Time for Designated Supportive Living Placement (in days)	80	63	60	60
Total Number Waiting for Continuing Care Placement	1,412	1,427	1,664	1,825
Number of Persons Waiting in Acute/Subacute Hospital Bed for Continuing Care Placement	410	422	471	486
Number of Persons Waiting in Community (at home) for Continuing Care Placement	1,002	1,005	1,193	1,339
Number of Home Care Clients ¹	124,779	117,502	122,084	127,012

1. The Alberta Health Business Plan refers to this measure as unique home care clients served.

	2019-20	2020-21	2021-22	2022-23
Primary Care and Population Health				
Albertans Enrolled in a Primary Care Network	81%	80%	78%	77%
Family Practice Sensitive Conditions (age-standardized)	21.0%	17.3%	17.4%	20.0%
Percentage of Health Link Calls Answered Within Two Minutes**	60%	49%	--	--
Health Link Median Wait Time before Calls Answered (Minutes) – Clinical**	--	--	11.4	4.4
Health Link Median Wait Time before Calls Answered (Minutes) – Non-Clinical**	--	--	0.2	0.1

* As of 2022-23 Q2, AHS is reporting age standardized FPSC measures to align with methodology from Alberta Health.

** As of 2021-22, the measure "Percent of Health Link Calls Answered in Two Minutes" was retired and was replaced by two new measures to better represent activity. 'Clinical' refers to calls requiring nursing, addiction and mental health, respiratory illness clinical services, rehabilitation, etc. 'Non-Clinical' refers to calls requiring information and/or referral, respiratory illness non-clinical services, tobacco cessation, immunization booking, etc.

	2019-20	2020-21	2021-22	2022-23*
Influenza Immunization				
Seasonal Influenza Immunizations	1,438,682	1,650,836	1,207,403	1,276,970
Seniors (65+ years)	61.4%	62.7%	64.5%	63.9%
Children (6 to 23 months)	43.2%	51.7%	46.9%	46.8%

Source: Alberta Health Influenza Immunization Report.

	2019	2020	2021	2022
Cancer Screening				
Early Detection of Cancers	72.4%	71.7%	70.1%	Not Available

Note: Data is lagged by one year.

	2019-20	2020-21	2021-22	2022-23
Cancer Care (in weeks, 90th percentile)				
Radiation Oncology Access: referral to first consult (from referral to the time of their first appointment with a radiation oncologist)	7.0	5.6	6.6	10.1
Medical Oncology Access: referral to first consult (from referral to the time of their first appointment with a medical oncologist)	7.0	5.9	6.7	7.1
Radiation Therapy Access: ready to treat to first therapy	2.9	2.9	2.9	3.1

Note: The Cancer Care data warehouse is undergoing a system transition. As such, the data may change to reflect updates and transitioning.

AHS Facilities and Beds

Facility Definitions	26
Facilities by Zone	27
Provincial Overview of Community-Based Capacity	28
Continuing Care	29
Addiction and Mental Health	31
Zone Overview of Bed Numbers	32
Consolidated Schedule of Facilities and Sites by Zone	33
South Zone	33
Calgary Zone	36
Central Zone	40
Edmonton Zone	43
North Zone	47
Change in Bed Numbers by Zone	49

Facility Definitions

Facility	Definition
Hospital	<p>Acute Care Hospitals are where active treatment is provided. They include medical, surgery, obstetrics, pediatrics, acute care psychiatric, NICU (neonatal intensive care levels II and III), ICU (includes intensive care unit, coronary care unit, special care unit, etc.), sub-acute, restorative, and palliative beds located in the hospital.</p> <ul style="list-style-type: none"> • Urban hospitals are located in large, densely populated cities and may provide access to tertiary and secondary level care. Some examples of tertiary level care include head and neck oncology, high risk perinatology and neonatology, organ transplantation, trauma surgery, high dose (cancer) radiation and chemotherapy, growth and puberty disorders, advanced diagnostics (i.e., MRI, PET, CT, Nuclear Medicine, Interventional Radiology), and tertiary level specialty clinic services. • Regional hospitals provide access to secondary level care medical specialists who do not have first contact with patients (e.g., cardiologists, urologists, and orthopedic surgeons). In addition to providing general surgery services, these facilities provide specialist surgical services (e.g., orthopedics, otolaryngology, plastic surgery, gynecology) and advanced diagnostics (i.e., MRI, CT). • Community hospitals provide access to rural clinical services – ambulatory, emergency, inpatient medicine, obstetrics and surgery (includes endoscopy). • Standalone Emergency Departments (ED) reflect facilities with an ED and access to lab, diagnostic imaging, and outpatient specialty clinics. They do not have acute care beds or inpatient services. • Ambulatory Endoscopy / Surgical Centre Hospitals (OP) reflect facilities providing ambulatory services including endoscopy and outpatient specialty clinics.
Addiction	Addiction treatment facilities with beds and mats for clients with substance use and gambling problems. These include detoxification, nursing care, assessment, counselling, and treatment through direct services provided by AHS as well as funded and contracted services. This also includes beds for Protection of Children Abusing Drugs (PChAD) program clients and residential beds for young adult treatment.
Community Mental Health	Community Mental Health (CMH) supports home programs, community beds, and other mental health community beds/spaces that deliver both transitional and permanent/long-term services to clients with varying mental health issues. In addition, CMH treats the clients' behavioral, social, physical, and medical needs.
Standalone Psych	Standalone psychiatric facilities: Claresholm Centre for Mental Health and Addictions, Southern Alberta Forensic Psychiatric Centre (Calgary), Centennial Centre for Mental Health and Brain Injury (CCMHBI) (Ponoka), Alberta Hospital Edmonton, and Villa Caritas (Edmonton).
Sub-Acute Care (SAC)	Sub-acute care is provided in an auxiliary hospital for the purpose of receiving convalescent and/or rehabilitation services where it is anticipated that the patient will achieve functional potential to enable them to improve their health status and to successfully return to the community.
Palliative (PEOLC)	Palliative and End-of-Life Care (PEOLC) facilities are where a program or bed is designated for the purpose of receiving palliative care services, (including end-of-life and symptom alleviation) but are not located in an acute care facility. This includes community hospice beds.
Long-Term Care (LTC)	Long-term care is provided in nursing homes and auxiliary hospitals. It is reserved for those with unpredictable and complex health needs, usually multiple chronic and/or unstable medical conditions. Long-term care includes health and personal care services such as 24-hour nursing care provided by registered nurses. In addition, care is also provided by licensed practical nurses.
Designated Supportive Living (DSL)	Designated Supportive Living (DSL) includes comprehensive services such as the availability of 24-hour nursing care (Levels 3 or 4). Designated Supportive Living 4-Dementia and Designated Supportive Living Mental Health is also available for those individuals living with moderate to severe dementia or cognitive impairment. Albertans accessing designated supportive living services generally reside in lodges, retirement communities, or designated supportive living facilities.
Cancer (Ca)	Cancer Care Services include assessments and examinations, supportive care, pain management, prescription of cancer-related medications, education, resource and support counselling, and referrals to other cancer centres.
Ambulatory	<ul style="list-style-type: none"> • Urgent Care Centre (UCC) is a community-based service delivery site (non-hospital setting) where higher level assessment, diagnostic and treatment services are provided for unscheduled clients who require immediate medical attention for injuries/illnesses that require more intensive human and technical resources than what is available in a physician's office or AACS unit. • Advanced Ambulatory Care Services (AACS) is a community-based service delivery site (non-hospital setting) where assessment, diagnostic and treatment services are provided for unscheduled patients seeking immediate medical attention for non-life threatening illnesses, typically patients of lower acuity than those treated in a UCC or ED. • Community Ambulatory Care Centre (CACC) is a community-based service delivery site (non-hospital setting) primarily engaged in the provision of ambulatory care diagnostic and treatment services. This includes typically scheduled primary care for clients who do not require hospital outpatient emergency care or inpatient treatment. • Public Health Centres include community health centres, community health clinics, district offices, public health, and public health centres. They provide services that are offered by public health nurses, including immunization, health education/counselling/support for parents, health assessment and screening to identify health concerns, and referral to appropriate healthcare providers such as physicians, and community resources.

Facilities by Zone

Below is an overview of facilities that support healthcare throughout the province.

Facility Type	South Zone	Calgary Zone	Central Zone	Edmonton Zone	North Zone	Provincial
Community Ambulatory Care						
Urgent Care Centres		5		1		6
Ambulatory Care Centres	2	2	2	1	4	11
Primary Care Networks	2	7	12	8	11	40
Public Health Centres	17	25	31	24	51	148
Addiction and Mental Health						
Addiction	8	12	6	11	7	44
Community Mental Health*	6	20	3	28	2	59
Community Mental Health Sites with Multiple Locations <i>* The number of facilities for Community Mental Health does not include contracted sites with multiple locations. These facilities are also noted in Zone Beds by Facility.</i>		2		2		
Standalone Psychiatric		2	1	2		5
Hospital Acute Care						
Urban		5		5		10
Regional	2		1		2	5
Community	9	8	29	7	31	84
Standalone Emergency Departments	2			2	1	5
Ambulatory Endoscopy or Surgical Centre Hospital	1	1				2
TOTAL DESIGNATED HOSPITALS	14	14	30	14	34	106
Cancer Care						
Cancer Centres	2	3	5	1	6	17
Community-Based Care						
Long-Term Care & Designated Supportive Living (3, 4, Dementia, Mental Health and Restorative Care)	53	81	81	90	66	371
Additional contracted care sites not included in above number <i>(Reflects the number of personal care, special care and family care homes)</i>		53		55		108
Community Hospice, Palliative & End-of-Life Care <i>(Includes standalone hospices as well as LTC & DSL sites reporting PEOLC beds)</i>	2	8	4	6	5	25

Source: AHS Bi-Annual Bed Survey as of March 31, 2023.

Note: Family Care Clinics were a pilot project in 2019-20 with the following facilities: East Calgary Health Centre, East Edmonton Health Centre, and Slave Lake Family Care Clinic. These sites are now being counted as Ambulatory Care Centres.

Provincial Overview of Community-Based Capacity

Continued growth in community and home care capacity is the key to efficient system flow in emergency departments, acute care and community. It also allows patients to receive the most appropriate care in the most appropriate setting by the most appropriate care provider. Since March 2010, 9,424 net new continuing care beds have been added to the system.

As of...	Long-Term Care (LTC)	Designated Supportive Living (DSL)	Total Continuing Care	Net New LTC & DSL Beds	Net New Palliative Beds	Total Net New Continuing Care Beds
March 2010	14,429	5,089	19,518	-	-	-
March 2011	14,569	6,104	20,673	1,155	-	1,155
March 2012	14,734	6,941	21,675	1,002	-	1,002
March 2013	14,553	7,979	22,532	857	20	877
March 2014	14,370	8,497	22,867	335	-	335
March 2015	14,523	9,218	23,741	874	6	880
March 2016	14,768	9,937	24,705	964	35	999
March 2017	14,745	10,336	25,081	376	-	376
March 2018	14,846	10,807	25,653	572	-	572
March 2019	15,597	11,317	26,914	1,261	6	1,267
March 2020	15,665	11,853	27,518	604	7	611
March 2021	15,800	11,916	27,716	198	1	199
March 2022	16,002	12,101	28,103	387	0	387
March 2023	15,999	12,864	28,863	760	4	764
Total Net New Beds Since 2010	1,570	7,775	9,345	9,345	79	9,424

Source: AHS Bi-Annual Bed Survey as of March 31, 2023.

Notes:

– Historical bed numbers have been updated with revised data.

– The number of beds above reflect AHS' new capacity which has been staffed and in operation (patient placed into beds) during 2022-23. AHS is working with Alberta Health on several projects for additional capacity that did not open in 2022-23 but are planned to open in 2023-24. AHS does not include future capacity in any bed reporting.

– Does not include sub-acute in long-term care or integrated home living spaces.

Continuing Care

New Facilities

In 2022-23, new continuing care capacity was added at existing facilities in all zones including new facilities. The table below reflects where clients were placed from AHS waitlists into the new facilities that opened.

New Facilities Opened in 2022-23	Zone	Location	Date Opened	Long-Term Care	DSL3	DSL4	DSL4D	Palliative (not in Acute Care)	Total
Clifton House - replacement NH & new DSL	Calgary	Calgary	Apr. 4, 2022	113		31	31		175
Pearson Place	North	Hythe	Apr. 11, 2022			45	30		75
Galahad Care Centre - new DSL to existing NH	Central	Galahad	Apr. 19, 2022				15		15
Airdrie Care Community	Calgary	Airdrie	May 2, 2022			90	36		126
Pine Valley Lodge	North	Hinton	May 2, 2022			32			32
Peaks to Pines Senior Lodge	South	Coleman	Jun. 14, 2022		10	22	12		44
Keekenow Senior Facility	North	Wabasca	Jun. 14, 2022			11	14		25
Templemont Gardens	Calgary	Calgary	Nov. 21, 2022			70			70
Shasta Care Community	Edmonton	Edmonton	Dec. 5, 2022			72	90		162
Buffalo Grace Manor	South	Lethbridge	Dec. 19, 2022			34	68		102
Bow River Lodge	Calgary	Canmore	Feb. 7, 2023			30	30		60
AdaptaCare Personal Care Homes	South	Lethbridge	Feb. 7, 2023			10			10
The Manor at Whitecourt Village	North	Whitecourt	Mar. 27, 2023			29	21	2	52
TOTAL				113	10	476	347	2	948

Source: AHS Bi-Annual Bed Survey as of March 31, 2023.

Notes:

- Data does not reflect closures or beds opened in existing facilities.
- Does not include integrated home living spaces.

Community-Based Care Facilities by Provider

As of March 31, 2023, there were 29,609 Community-Based Care spaces including Designated Long-Term Care (LTC), Designated Supportive Living (DSL), Community Palliative and Hospice (out-of-hospital) and Sub-Acute in Auxiliary Hospital spaces staffed and in operation in the province in over 400 facilities. These facilities encompass AHS, AHS subsidiaries (Carewest and CapitalCare), private (Extendicare, Agecare, etc.), not-for-profit/non-profit (non-profit includes Covenant, Good Samaritan, etc.), and Personal/Special/Family Care Homes. AHS will continue to improve the system and access to care and supports in the community. Collaboration with our valued service providers is integral to this effort.

Number of Facilities/Spaces as of March 31, 2023

Community-Based Care Facilities by Operator	Long-Term Care (Auxiliary & Nursing Home)				Sub-Acute (in Aux Hospital)		Designated Supportive Living (DSL3, DSL4, DSL4D)			Palliative Care		Campus of Care					Total Facilities	Total Spaces
	Facilities	Spaces	Sub-Acute Spaces	Palliative Care Spaces	Facilities	Spaces	Facilities	Spaces	Palliative Care Spaces	Facilities	Spaces	Facilities	LTC Spaces	DSL Spaces	Sub-Acute Spaces	Palliative Care Spaces		
AHS Operated	79	4,287	288	32	1	153	21	537	0	1	7	7	403	301	0	0	109	6,008
South	11	235					1	10									12	245
Calgary	6	239					1	38		1	7						8	284
Calgary Subsidiary (CareWest)	7	894	140		1	153	1	10				1	175	30			10	1,402
Central	24	1,138					3	47				2	111	31			29	1,327
Edmonton	2	54		6													2	60
Edmonton Subsidiary (CapitalCare)	6	984	148	23			5	208									11	1,363
North	23	743		3			10	224				4	117	240			37	1,327
Private	38	4,895	0	44	0	0	75	4,587	5	1	8	14	1,110	1,392	0	25	128	12,066
South	3	288					10	573				3	130	122			16	1,113
Calgary	15	2,556		38			17	994		1	8	6	568	816		15	39	4,995
Central	2	133					19	1,131	3			2	280	264			23	1,811
Edmonton	14	1,692		6			21	1,542									35	3,240
North	4	226					8	347	2			3	132	190		10	15	907
Non-Profit	36	4,279	20	50	0	0	83	4,644	26	3	43	15	1,025	835	24	21	137	10,967
South	2	125					20	1,256				3	186	120	24	20	25	1,731
Calgary	10	1,513					10	918	26	2	27	5	429	364			27	3,277
Central	8	474					15	455		1	16	5	215	235		1	29	1,396
Edmonton	15	2,137	20	50			25	1,705				2	195	116			42	4,223
North	1	30					13	310									14	340
Sub Total	153	13,461	308	126	1	153	179	9,768	31	5	58	36	2,538	2,528	24	46	374	29,041
Personal/Special/Family Care Homes							108	568									108	568
Calgary							53	221									53	221
Edmonton							55	347									55	347
Total	153	13,461	308	126	1	153	287	10,336	31	5	58	36	2,538	2,528	24	46	482	29,609

Source: AHS Bi-Annual Bed Survey as of March 31, 2023.

Note: Does not include integrated home living spaces.

Addiction and Mental Health

The Addiction and Mental Health (AMH) portfolio coordinates, plans, delivers and evaluates a provinciewide network of AHS programs and contracted services. AMH works with a common purpose: to promote understanding and compassion, to encourage healthy behaviour and attitudes, and to help all Albertans achieve well-being throughout their lives. The tables below reflect the AHS addiction and mental health provincial bed capacity by zone and care stream. These represent AHS contracted facilities and do not include privately funded facilities.

AHS-Operated and Contracted Addiction and Mental Health Beds as of March 31, 2023

AHS Operated and Contracted Addiction and Mental Health Beds as of March 31, 2025																
Zone	Addiction			Community Mental Health			Standalone Psychiatric			Acute Care Psychiatric (included in Acute Care)			Mental Health DSL 3	Mental Health DSL 4	Mental Health DSL 4D	Total Beds
	< 18	≥ 18	Total	< 18	≥ 18	Total	< 18	≥ 18	Total	< 18	≥ 18	Total	(included in Designated Supportive Living)			
South	8	122	130	5	37	42	0	0	0	0	72	72	0	0	0	244
Calgary	17	467	484	22	497	519	0	153	153	49	246	295	0	0	0	1,451
Central	13	108	121	0	35	35	0	330	330	8	42	50	0	0	0	536
Edmonton	21	383	404	20	341	361	37	407	444	54	182	236	372	50	9	1,876
North	4	140	144	0	9	9	0	0	0	4	46	50	0	0	0	203
Provincial Total	63	1,220	1,283	47	919	966	37	890	927	115	588	703	372	50	9	4,310

Source: AHS Bi-Annual Bed Survey as of March 31, 2023.

AHS Addiction Beds

Pertains to beds and mats for clients with substance use and gambling problems. Includes detoxification, shelter mats, residential (short and long term, recovery), problem gambling and transitional beds. Also includes beds for Protection of Children Abusing Drugs (PChAD) program clients and residential beds funded through the Safe Communities Initiative (Safe Comm). Also includes direct services provided by AHS as well as funded and contracted services. Excludes beds that are not funded by AHS (i.e., privately funded beds).

PChAD offers 28 residential detoxification and stabilization beds for high-risk youth throughout the province. The 28 PChAD beds are included in the 239 publicly funded child and youth mental health and addictions beds across the province. (Calgary-9, Red Deer-8, Edmonton-9, Grande Prairie-2.)

AHS-Operated and Contracted Community Addiction Beds as of March 31, 2023

Zone	2018-19	2019-20	2020-21	2021-22	2022-23	Net Change Since 2019
South Zone	82	82	87	124	130	48
Calgary Zone	301	291	309	454	484	183
Central Zone	70	89	114	118	121	51
Edmonton Zone	399	399	392	403	404	5
North Zone	118	118	135	144	144	26
Provincial Total	970	979	1,037	1,243	1,283	273

Note: Beds may have been restated since previous AHS Annual Reports due to reporting corrections.

AHS Community Health Beds

Community Mental Health (CMH) supports home programs, community beds and other mental health community beds/spaces that deliver both transitional and permanent/long-term services to clients with varying mental health issues. In addition, CMH treats the clients behavioral, social, physical and medical needs.

AHS-Operated and Contracted Community Mental Health Beds as of March 31, 2023

Zone	2018-19	2019-20	2020-21	2021-22	2022-23	Net Change Since 2019
South Zone	42	42	42	42	42	0
Calgary Zone	459	456	453	453	519	60
Central Zone	31	31	31	31	35	4
Edmonton Zone	329	344	344	352	361	32
North Zone	5	5	5	9	9	4
Provincial Total	866	878	875	887	966	100

Note: Beds may have been restated since previous AHS Annual Reports due to reporting corrections.

Zone Overview of Bed Numbers

Summary of Bed Numbers by Zone and Detailed Facility Listing

Number of Beds/Spaces as of March 31, 2023	South Zone	Calgary Zone	Central Zone	Edmonton Zone	North Zone	Provincial
Acute & Sub-Acute Care						
Acute Care	519	2,224	927	2,407	850	6,927
Neonatal Intensive Care (NICU Levels II and III)	23	126	17	133	10	309
Special Care Unit (includes Adult General Systems ICU, Dual Purpose ICU-CCU, Pediatric ICU, CV ICU, Neuro ICU, Burn Unit ICU, CCU)	30	149	26	230	17	452
Palliative Beds in Acute Care	0	29	47	20	23	119
Sub-Acute in Acute Care	9	32	32	22	0	95
Acute Care Psychiatric	72	295	50	236	50	703
Total Acute & Sub-Acute Care	653	2,855	1,099	3,048	950	8,605
Addiction and Mental Health						
Psychiatric (Standalone facilities)	0	153	330	444	0	927
Addiction Treatment	130	484	121	404	144	1,283
Community Mental Health	42	519	35	361	9	966
Total Addiction And Mental Health	172	1,156	486	1,209	153	3,176
Community-Based Care						
Continuing Care – Long-Term Care (LTC)						
Auxiliary Hospital	286	1,043	1,360	2,199	687	5,575
Nursing Home	678	5,331	991	2,863	561	10,424
Sub-Total Long-Term Care (LTC)	964	6,374	2,351	5,062	1,248	15,999
Continuing Care – Designated Supportive Living (DSL)						
Designated Supportive Living Level 3	305	231	325	395	193	1,449
Designated Supportive Living Level 4	1,134	2,184	1,220	2,228	720	7,486
Designated Supportive Living Level 4 - Dementia	642	976	618	1,295	398	3,929
Sub-Total Designated Supportive Living (DSL)	2,081	3,391	2,163	3,918	1,311	12,864
Sub-Total Long-Term Care & Designated Supportive Living	3,045	9,765	4,514	8,980	2,559	28,863
Continuing Care – Community Palliative and End-of-Life Care (PEOLC)						
Community Palliative and Hospice (out-of-hospital) PEOLC	20	121	20	85	15	261
Sub-Total Continuing Care (includes LTC, DSL and Palliative Care)	3,065	9,886	4,534	9,065	2,574	29,124
Sub-acute in Long-Term Care						
Sub-acute in LTC (Auxiliary Hospital) (includes transition, rehab, community support beds, etc.)*	24	293	0	168	0	485
Total Community-Based Care (includes LTC, DSL, Palliative Care and Sub-Acute in LTC)	3,089	10,179	4,534	9,233	2,574	29,609
Alberta Total	3,914	14,190	6,119	13,490	3,677	41,390

Source: AHS Bi-Annual Bed Survey as of March 31, 2023.

* Includes restorative beds located in long-term care. Restorative beds are reported where they are located (auxiliary hospital, nursing home, and designated supportive living).

Consolidated Schedule of Facilities and Sites by Zone

AHS-operated facilities are denoted by an X

South Zone													
Facility Name	Operator	Location	Addition	Comm. MH	Standalone Psych	Hospital	Subacute	Palliative	LTC	DSL	Total	Cancer	Ambulatory
Bassano Health Centre	X	Bassano				4			8		12		
Crowsnest Pass Health Centre	X	Blairmore				16			50		66		
York Creek Lodge		Blairmore											
Bow Island Health Centre	X	Bow Island				10			20		30		
Pleasant View Lodge		Bow Island								20	20		
AgeCare Orchard Manor		Brooks								25	25		
AgeCare Sunrise Gardens		Brooks								84	84		
Brooks Health Centre	X	Brooks				37			15		52		
Cardston Health Centre	X	Cardston				19			14		33		
Chinook Lodge		Cardston								20	20		
Good Samaritan Lee Crest		Cardston								95	95		
Coaldale Health Centre	X	Coaldale				OP			45		45		
Sunny South Lodge		Coaldale								75	75		
Peaks to Pines Senior Lodge		Coleman								44	44		
Extendicare Fort Macleod		Fort Macleod							50		50		
Foothills Detox Centre		Fort Macleod	21								21		
Fort MacLeod Health Centre	X	Fort Macleod				ED			10		10		
Pioneer Lodge		Fort Macleod								10	10		
Alpha House		Lethbridge											
AdaptaCare Personal Care Homes Inc.		Lethbridge								10	10		
Buffalo Grace Manor		Lethbridge								102	102		
Chinook Regional Hospital	X	Lethbridge	8	5		302					315		
Jack Ady Cancer Centre	X	Lethbridge	Co-located on same campus as Chinook Regional Hospital									CA	
CMHA Crisis Beds		Lethbridge		5							5		
CMHA Laura House		Lethbridge		7							7		
Columbia Care Centre		Lethbridge								50	50		
Edith Cavell Care Centre		Lethbridge							120		120		
Extendicare Fairmont Park		Lethbridge								140	140		
Fresh Start Recovery Centre		Lethbridge	23								23		
Golden Acres Lodge		Lethbridge								45	45		
Good Samaritan Park Meadows Village		Lethbridge								121	121		
Good Samaritan West Highlands		Lethbridge								100	100		
Legacy Lodge		Lethbridge								104	104		
Lethbridge Wellness Shelter and Stabilization Centre		Lethbridge	12								12		
SASHA Group Home #1		Lethbridge		9							9		
SASHA Group Home #2		Lethbridge		8							8		
SASHA Group Home #3		Lethbridge		8							8		
South Country Treatment Centre		Lethbridge											
Southern Alcare Manor		Lethbridge	24								24		
St. Michael's Health Centre		Lethbridge					24	10	96	72	202		
St. Therese Villa		Lethbridge								200	200		
Youth Residential Services	X	Lethbridge	8								8		

South Zone													
Facility Name	Operator	Location	Addiction	Comm. MH	Standalone Psych	Hospital	Subacute	Palliative	LTC	DSL	Total	Cancer	Ambulatory
Good Samaritan Garden Vista		Magrath								35	35		
Magrath Health Centre	X	Magrath											CACC
AgeCare Riverview		Medicine Hat							118		118		
AgeCare Valleyview		Medicine Hat							30	5	35		
Cypress View		Medicine Hat								45	45		
Good Samaritan South Ridge Village		Medicine Hat							80	48	128		
Leisure Way		Medicine Hat								16	16		
Masterpiece Southland Meadows		Medicine Hat							50	81	131		
McMan Youth, Family & Community Services		Medicine Hat	16								16		
Meadow Ridge Seniors Village		Medicine Hat								84	84		
Meadowlands Retirement Residence		Medicine Hat								10	10		
Medicine Hat Recovery Centre	X	Medicine Hat	18								18		
Medicine Hat Regional Hospital	X	Medicine Hat				210					210		
Margery E. Yuill Cancer Centre	X	Medicine Hat	Co-located same campus as Medicine Hat Regional Hospital									CA	
River Ridge Seniors Village		Medicine Hat							50	36	86		
St. Joseph's Home		Medicine Hat						10	10		20		
South Country Village - Sunnyside Care Centre		Medicine Hat							100		100		
South Country Village - Haven Care Centre		Medicine Hat								24	24		
The Wellington Retirement Residence		Medicine Hat								50	50		
Milk River Health Centre	X	Milk River				ED			26		26		
Prairie Rose Lodge	X	Milk River								10	10		
Big Country Hospital	X	Oyen				10			30		40		
Piyami Health Centre	X	Picture Butte											CACC
Piyami Lodge		Picture Butte								20	20		
Piyami Place		Picture Butte								15	15		
Good Samaritan Vista Village		Pincher Creek								75	75		
Pincher Creek Health Centre	X	Pincher Creek				16					16		
Good Samaritan Prairie Ridge		Raymond								85	85		
Raymond Health Centre	X	Raymond				12			5		17		
Kainai Continuing Care Centre		Stand Off							25		25		
Clearview Lodge		Taber								20	20		
Good Samaritan Linden View		Taber								105	105		
Taber Health Centre	X	Taber				17			12		29		
			130	42	0	653	24	20	964	2,081	3,914		

AHS-operated facilities are denoted by an X

Community Mental Health sites with multiple locations are denoted by an *

Calgary Zone													
Facility Name	Operator	Location	Addiction	Comm. MH	Standalone Psych	Hospital	Subacute	Palliative	LTC	DSL	Total	Cancer	Ambulatory
Airdrie Regional Community Health Centre	X	Airdrie											UCC
Airdrie Care Community		Airdrie								126	126		
Bethany Airdrie		Airdrie							74		74		
Mineral Springs Hospital		Banff				12			25		37		
Oilfields General Hospital	X	Black Diamond				15			30		45		
Agape Hospice		Calgary						20			20		
AgeCare Bow Crest		Calgary							150		150		
AgeCare Glenmore		Calgary							214		214		
AgeCare McKenzie Towne		Calgary							150		150		
AgeCare Midnapore		Calgary							270		270		
AgeCare Mount Royal		Calgary							93		93		
AgeCare Seton		Calgary							59	252	311		
AgeCare SkyPointe		Calgary		32				15	241	160	448		
AgeCare Walden Heights		Calgary							100	196	296		
Alberta Children's Hospital	X	Calgary				141					141		
Alcove Addictions Recovery for Women		Calgary	15								15		
Approved Homes - Mental Health *		Calgary		112							112		
Aventa Addiction Treatment for Women		Calgary	53								53		
Bethany Calgary		Calgary							416		416		
Bethany Harvest Hills		Calgary							60		60		
Bethany Riverview		Calgary							210		210		
Bow View Manor		Calgary							233		233		
Calgary Alpha House		Calgary	52								52		
Calgary Community Rehabilitation Program (Bright Harbour- NCR Group Home)	X	Calgary		4							4		
Calgary Community Rehabilitation Program (Lighthouse NCR Group Home)	X	Calgary		6							6		
Calgary Community Rehabilitation Program (Port Hope NCR Group Home)	X	Calgary		4							4		
Calgary Dream Centre		Calgary	30								30		
Calgary Homeless Foundation - Bridgeland	X	Calgary		10							10		
Calgary Homeless Foundation - Ophelia	X	Calgary		16							16		
Cambridge Manor		Calgary							158		158		
Canadian Mental Health Association *		Calgary		119							119		
Canadian Mental Health Association - Glamorgan Building		Calgary		23							23		
Canadian Mental Health Association - Hamilton House		Calgary		9							9		
Canadian Mental Health Association - Miner House		Calgary		8							8		
Canadian Mental Health Association - Robert's House		Calgary		9							9		
Carewest Colonel Belcher	X	Calgary							175	30	205		
Carewest Dr. Vernon Fanning Centre	X	Calgary					98		191		289		
Carewest Garrison Green	X	Calgary							200		200		
Carewest George Boyack	X	Calgary							221		221		
Carewest Glenmore Park	X	Calgary					153				153		

Calgary Zone													
Facility Name	Operator	Location	Addiction	Comm. MH	Standalone Psych	Hospital	Subacute	Palliative	LTC	DSL	Total	Cancer	Ambulatory
Carewest Nickle House	X	Calgary								10	10		
Carewest Rouleau Manor	X	Calgary							77		77		
Carewest Royal Park	X	Calgary							50		50		
Carewest Sarcee	X	Calgary					42		101		143		
Carewest Signal Pointe	X	Calgary							54		54		
Centre of Hope - Salvation Army		Calgary											
Clifton House		Calgary							113	62	175		
Clifton Manor		Calgary											
CBI- Complex Needs Client		Calgary		1							1		
Community Living Alternatives for the Mentally Disabled Association (Community LAMDA)- LAMDA Killarney		Calgary		34							34		
Community Living Alternatives for the Mentally Disabled Association (Community LAMDA) - LAMDA Mission		Calgary		28							28		
Community Living Alternative Services Ltd (CLAS)		Calgary		1							1		
East Calgary Health Centre	X	Calgary											CACC
Eau Claire Retirement Residence		Calgary								73	73		
Edgemont Retirement Residence		Calgary								31	31		
Enviros Wilderness School Association		Calgary											
Evanston Grand Village		Calgary								102	102		
Extendicare Cedars Villa		Calgary							243		243		
Extendicare Hillcrest		Calgary							112		112		
Father Lacombe Care Centre		Calgary							114		114		
Foothills Medical Centre	X	Calgary				1,099					1,099		
Fresh Start Recovery Centre		Calgary	41								41		
Generations		Calgary							62	58	120		
Glamorgan Care Centre		Calgary							52		52		
Holy Cross Manor		Calgary								100	100		
Hull Homes Detox/PChAD		Calgary	17								17		
Intericare Brentwood Care Centre		Calgary							360		360		
Intericare Chinook Care Centre		Calgary						14	265		279		
Intericare Southwood Care Centre		Calgary						24	199		223		
Kerby Centre		Calgary		-									
Kingsland Terrace		Calgary								24	24		
Mayfair Care Centre		Calgary							142		142		
McKenzie Towne Retirement Residence		Calgary								42	42		
Millrise Seniors Village		Calgary							51	40	91		
Monterey Place		Calgary								107	107		
Newport Harbour Care Centre		Calgary							131		131		
Oki House		Calgary								4	4		
Oxford House		Calgary	43								43		
Personal Care Homes-Continuing Care *		Calgary								221	221		
Peter Lougheed Centre	X	Calgary				566					566		
Prominence Way Retirement Community		Calgary								55	55		
Potential Place		Calgary		25							25		

Calgary Zone													
Facility Name	Operator	Location	Addiction	Comm. MH	Standalone Psych	Hospital	Subacute	Palliative	LTC	DSL	Total	Cancer	Ambulatory
Providence Care Centre		Calgary							94	56	150		
Recovery Acres		Calgary	44								44		
Renfrew Recovery Centre	X	Calgary	40								40		
Richmond Road Diagnostic & Treatment Centre	X	Calgary				OP							
Rocky Ridge Retirement Community		Calgary								29	29		
Rockyview General Hospital	X	Calgary				617					617		
Rosedale Hospice		Calgary						7			7		
Rotary Flames House	X	Calgary						7			7		
Sage Hill Retirement Residence		Calgary								72	72		
Scenic Acres Retirement Residence		Calgary								26	26		
SCOPE Scenic Bow		Calgary		2							2		
SCOPE Hunterview House		Calgary		2							2		
Sheldon M. Chumir Health Centre	X	Calgary											UCC
Silverado Creek Seniors Community		Calgary							129		129		
Simon House Recovery Centre		Calgary	67								67		
South Calgary Health Centre	X	Calgary											UCC
South Health Campus	X	Calgary				294					294		
Southern Alberta Forensic Psychiatric Centre	X	Calgary			33						33		
St. Marguerite Manor		Calgary						26		102	128		
St. Teresa Place		Calgary								250	250		
Sunridge Medical Gallery	X	Calgary											CACC
Sunrise Healing Lodge		Calgary	34								34		
Swan Evergreen Village		Calgary								48	48		
Templemont Gardens		Calgary								70	70		
The Manor Village at Fish Creek Park		Calgary								76	76		
Thornclyff - Home Space Partnership		Calgary		22							22		
Tom Baker Cancer Centre	X	Calgary										CA	
Trellis Society for Community Impact		Calgary		-									
Trinity Foundation		Calgary		30							30		
Wentworth Manor/The Residence and The Court		Calgary							79	62	141		
Whitehorn Village Retirement Community		Calgary								53	53		
Wing Kei Care Centre		Calgary							145		145		
Wing Kei Greenview		Calgary							80	95	175		
Woods Homes		Calgary		22							22		
Bow River Lodge		Canmore								60	60		
Bow Valley Community Cancer Centre	X	Canmore	Co-located on same campus as Canmore General Hospital									CA	
Canmore General Hospital	X	Canmore				21			23		44		
Claresholm Centre for Mental Health and Addictions	X	Claresholm			120						120		
Claresholm General Hospital	X	Claresholm				16					16		
Lander Treatment Centre	X	Claresholm	48								48		
Willow Creek Continuing Care Centre	X	Claresholm							100		100		
Bethany Cochrane		Cochrane							78		78		
Cochrane Community Health Centre	X	Cochrane											UCC

Calgary Zone													
Facility Name	Operator	Location	Addiction	Comm. MH	Standalone Psych	Hospital	Subacute	Palliative	LTC	DSL	Total	Cancer	Ambulatory
Hawthorne		Cochrane								122	122		
Aspen Ridge Lodge		Didsbury								30	30		
Bethany Didsbury		Didsbury								100	100		
Didsbury District Health Services	X	Didsbury				16			21		37		
High River Community Cancer Centre	X	High River	Co-located on same campus as High River General Hospital									CA	
High River General Hospital	X	High River				27			50		77		
Seasons High River		High River								108	108		
Silver Willow Lodge	X	Nanton								38	38		
Foothills Country Hospice		Okotoks						8			8		
Okotoks Health and Wellness Centre	X	Okotoks											UCC
Revera Heartland		Okotoks								40	40		
Tudor Manor		Okotoks							63	89	152		
Prince of Peace Harbour		Rocky View County								32	32		
Prince of Peace Manor		Rocky View County								30	30		
Agecare Sagewood		Strathmore							55	110	165		
Strathmore District Health Services	X	Strathmore				23					23		
Extendicare Vulcan		Vulcan							46		46		
Vulcan Community Health Centre	X	Vulcan				8			15		23		
Total Calgary Zone			484	519	153	2,855	293	121	6,374	3,391	14,190		

AHS-operated facilities are denoted by an X

Central Zone													
Facility Name	Operator	Location	Addiction	Comm. MH	Standalone Psych	Hospital	Subacute	Palliative	LTC	DSL	Total	Cancer	Ambulatory
Bashaw Community Health Centre	X	Bashaw											CACC
Bashaw Meadows		Bashaw								30	30		
Bentley Care Centre	X	Bentley							16		16		
Slim Thorpe Recovery Centre		Blackfoot	46								46		
Breton Continuing Care Centre	X	Breton							23		23		
Bethany Meadows		Camrose							65	30	95		
Camrose Community Cancer Centre	X	Camrose	Co-located on same campus as St. Mary's Hospital									CA	
Faith House		Camrose								20	20		
Louise Jensen Care Centre		Camrose							65		65		
Memory Lane		Camrose								25	25		
Rosehaven Care Centre		Camrose							75		75		
St Mary's Hospital		Camrose				76					76		
Seasons Camrose		Camrose								82	82		
Viewpoint		Camrose								20	20		
Our Lady of the Rosary Hospital		Castor				5			22		27		
Consort Hospital and Care Centre	X	Consort				5			15		20		
Coronation Hospital and Care Centre	X	Coronation				10			23	19	52		
Daysland Health Centre	X	Daysland				26					26		
Providence Place		Daysland								16	16		
Drayton Valley Community Cancer Centre	X	Drayton Valley	Co-located on same campus as Drayton Valley Hospital and Care Centre									CA	
Drayton Valley Hospital and Care Centre	X	Drayton Valley				32			50		82		
Points West Living Drayton Valley		Drayton Valley								50	50		
Seasons Drayton Valley		Drayton Valley								40	40		
Serenity House	X	Drayton Valley								12	12		
Drumheller Community Cancer Centre	X	Drumheller	Co-located on same campus as Drumheller Health Centre									CA	
Drumheller Health Centre	X	Drumheller				33			88	12	133		
Grace House		Drumheller	12								12		
Hillview Lodge		Drumheller								36	36		
Eckville Manor House		Eckville								15	15		
Galahad Care Centre	X	Galahad								15	15		
Hanna Health Centre	X	Hanna				17			61		78		
Hardisty Health Centre	X	Hardisty				5			15		20		
Innisfail Health Centre	X	Innisfail				28			78		106		
Sunset Manor		Innisfail								102	102		
Islay Assisted Living	X	Islay								20	20		
Killam Health Care Centre		Killam				5			10	40	55		
Lacombe Hospital and Care Centre	X	Lacombe				35			75		110		
Royal Oak Manor		Lacombe								109	109		
Lamont Health Care Centre		Lamont				14			105		119		
Westview Care Community		Linden							37		37		
Dr Cooke Extended Care Centre	X	Lloydminster							50		50		
Lloydminster Community Cancer Centre		Lloydminster	Co-located on same campus as Lloydminster Hospital									CA	
Lloydminster Continuing Care Centre	X	Lloydminster							60		60		
Lloydminster Hospital	RHA	Lloydminster				36					36		

Central Zone														
Facility Name	Operator	Location	Addiction	Comm. MH	Standalone Psych	Hospital	Subacute	Palliative	LTC	DSL	Total	Cancer	Ambulatory	
Pioneer House		Lloydminster								44	44			
Points West Living Lloydminster		Lloydminster								60	60			
Mannville Care Centre	X	Mannville							23		23			
Mary Immaculate Care Centre		Mundare							30		30			
Eagle View Lodge		Myrnam								9	9			
Enviros Wilderness School (Shunda Creek)		Nordegg	10								10			
Olds Hospital and Care Centre	X	Olds				33			50		83			
Seasons Encore Olds		Olds						2		60	62			
Seasons Olds		Olds								20	20			
Centennial Centre for Mental Health and Brain Injury	X	Ponoka			330						330			
Northcott Care Centre		Ponoka							73		73			
Ponoka Hospital and Care Centre	X	Ponoka				29			28		57			
Seasons Ponoka		Ponoka								40	40			
Provost Health Centre	X	Provost				15			47		62			
Addiction Counselling & Prevention Services	X	Red Deer	8								8			
Bethany CollegeSide		Red Deer							112		112			
Central Alberta Cancer Centre	X	Red Deer	Co-located on same campus as Red Deer Regional Hospital									CA		
CMHA Pathways to Housing		Red Deer		4							4			
Extendicare Michener Hill		Red Deer							220	60	280			
Kentwood Place	X	Red Deer		25							25			
Pines Lodge		Red Deer												
Points West Living Red Deer		Red Deer							60	204	264			
Red Deer Hospice		Red Deer						16			16			
Red Deer Regional Hospital Centre	X	Red Deer				378					378			
Safe Harbour Society		Red Deer	40								40			
Step Up Step Down	X	Red Deer	5								5			
The Hamlets at Red Deer		Red Deer								136	136			
Timberstone Mews		Red Deer								60	60			
Villa Marie		Red Deer							60	106	166			
West Park Lodge		Red Deer								36	36			
Rimbey Hospital and Care Centre	X	Rimbey				23			84		107			
Good Samaritan Clearwater Centre		Rocky Mountain House						1	40	38	79			
Park Avenue at Creekside		Rocky Mountain House								40	40			
Rocky Mountain House Health Centre	X	Rocky Mountain House				31					31			
Points West Living Stettler		Stettler						1		88	89			
Stettler Hospital and Care Centre	X	Stettler				26			50		76			
Myron Thompson Health Centre	X	Sundre				14			9		23			
Sundre Seniors Supportive Living		Sundre								40	40			
Bethany Sylvan Lake		Sylvan Lake							40	21	61			
Sylvan Lake Community Health Centre	X	Sylvan Lake											AACS	
Chateau Three Hills		Three Hills								15	15			
Three Hills Health Centre	X	Three Hills				21			24		45			
Tofield Health Centre	X	Tofield				16			50		66			

Central Zone													
Facility Name	Operator	Location	Addiction	Comm. MH	Standalone Psych	Hospital	Subacute	Palliative	LTC	DSL	Total	Cancer	Ambulatory
St. Mary's Health Care Centre		Trochu							28		28		
Two Hills Health Centre	X	Two Hills				27			56		83		
Century Park		Vegreville								40	40		
Heritage House		Vegreville								42	42		
St Joseph's General Hospital		Vegreville				24					24		
Vegreville Care Centre	X	Vegreville							60		60		
Vegreville Manor		Vegreville								15	15		
Vermilion Health Centre	X	Vermilion				25			48		73		
Vermilion Valley Lodge		Vermilion								40	40		
Extendicare Viking		Viking							60		60		
Viking Health Centre	X	Viking				16					16		
Points West Living Wainwright		Wainwright								59	59		
Wainwright Health Centre	X	Wainwright				25			59		84		
Good Samaritan Good Shepherd Lutheran Home		Wetaskiwin								69	69		
Sagebrush		Wetaskiwin								82	82		
Seasons Wetaskiwin		Wetaskiwin								20	20		
Wetaskiwin Hospital and Care Centre	X	Wetaskiwin				69			107		176		
Wetaskiwin Meadows		Wetaskiwin								26	26		
Wetaskiwin Serenity House (Bosco)		Wetaskiwin		6							6		
Total Central Zone			121	35	330	1,099	0	20	2,351	2,163	6,119		

AHS-operated facilities are denoted by an X
Community Mental Health sites with multiple locations are denoted by an *

Edmonton Zone													
Facility Name	Operator	Location	Addiction	Comm. MH	Standalone Psych	Hospital	Subacute	Palliative	LTC	DSL	Total	Cancer	Ambulatory
Kipohakawkamik Elders Lodge		Alexander Reserve								23	23		
Chateau Vitaline		Beaumont								46	46		
Devon General Hospital	X	Devon				10			14		24		
Addiction Recovery Centre	X	Edmonton	-										
AgeCare Jasper Place		Edmonton							100		100		
AgeCare Miller Crossing		Edmonton							155		155		
AgeCare South Terrace		Edmonton							107		107		
Alberta Hospital Edmonton	X	Edmonton	42		294						336		
Alberta Hospital Edmonton - Youth Stabilization and Residential Services	X	Edmonton	21								21		
Allen Gray Continuing Care Centre		Edmonton							156		156		
Allendale House (House Next Door #4)		Edmonton		10							10		
Ambrose Place		Edmonton		42							42		
Anderson Hall	X	Edmonton		14							14		
Approved Mental Health Care Homes *		Edmonton		14							14		
Aspire Homes - Newton	X	Edmonton		4							4		
Aspire Homes - Montrose	X	Edmonton		4							4		
Aspire Homes - Elmwood Park	X	Edmonton		5							5		
Balwin Place		Edmonton		25							25		
Balwin Villa		Edmonton								105	105		
Benevolence Care Centre		Edmonton							102		102		
CapitalCare Dickinsfield	X	Edmonton							275		275		
CapitalCare Adult Duplexes (Dickinsfield)	X	Edmonton								14	14		
CapitalCare Grandview	X	Edmonton					34		137		171		
CapitalCare Laurier House Lynnwood	X	Edmonton								80	80		
CapitalCare Lynnwood	X	Edmonton							273		273		
CapitalCare McConnell Place North	X	Edmonton								36	36		
CapitalCare McConnell Place West	X	Edmonton								36	36		
CapitalCare Norwood	X	Edmonton					114	23	68		205		
Chartwell Griesbach		Edmonton								131	131		
Chartwell Heritage Valley		Edmonton								52	52		
Churchill Retirement Community		Edmonton								35	35		
Cross Cancer Institute	X	Edmonton				55					55	CA	
Crystal Care Group Residence, Edmonton		Edmonton		13							13		
Devonshire Care Centre		Edmonton							132		132		
Devonshire Village		Edmonton								59	59		
Diverse City Housing *		Edmonton		15							15		
Donnelly House		Edmonton		8							8		
E4C Bridging Her Home		Edmonton		12							12		
E4C Eagle Nest (Emerging Adults Transition Housing)		Edmonton		7							7		
E4C Inner Ways		Edmonton		-									
E4C Inner Ways - Bear Den		Edmonton		5							5		
E4C Inner Ways - Beaver Den		Edmonton		5							5		

Edmonton Zone													
Facility Name	Operator	Location	Addiction	Comm. MH	Standalone Psych	Hospital	Subacute	Palliative	LTC	DSL	Total	Cancer	Ambulatory
E4C Inner Ways - Buffalo I (Female Harm Reduction Transitional House)		Edmonton		6							6		
E4C Inner Ways - Buffalo II (Complex Health Women's Housing)		Edmonton		2							2		
E4C Meadows Place		Edmonton		16							16		
E4C Our Place		Edmonton		10							10		
East Edmonton Health Centre	X	Edmonton										CACC/UCC	
Edmonton General Continuing Care Centre		Edmonton					20	26	449		495		
Edmonton People in Need #2		Edmonton		12						34	46		
Edmonton People In Need - Bridgeway 2		Edmonton								97	97		
Elizabeth House Harm Reduction Lodge Living		Edmonton		20							20		
Emmanuel Home		Edmonton											
Extendicare Eaux Claires		Edmonton							204		204		
Extendicare Holyrood		Edmonton							74		74		
Family Care Homes *		Edmonton								2	2		
Garneau Hall		Edmonton								37	37		
George Spady Centre Society		Edmonton	41								41		
George's House		Edmonton		5							5		
Glastonbury Village		Edmonton								49	49		
Glenrose Rehabilitation Hospital	X	Edmonton				244					244		
Good Samaritan Dr. Gerald Zetter Care Centre		Edmonton							200		200		
Good Samaritan Millwoods Care Centre		Edmonton							60		60		
Good Samaritan Southgate Care Centre		Edmonton							149		149		
Good Samaritan Wedman House		Edmonton								30	30		
Grand Manor		Edmonton								102	102		
Grey Nuns Community Hospital		Edmonton				365					365		
Hardisty Care Centre		Edmonton							172		172		
Henwood Treatment Centre	X	Edmonton	62								62		
House Next Door #1		Edmonton		8							8		
House Next Door #2		Edmonton		8							8		
House Next Door #3		Edmonton		8							8		
House Next Door Eating Disorders - Enhancing Community Treatment Capacity for Eating Disorders		Edmonton		6							6		
Jellinek House		Edmonton	17								17		
Journey Home (Edmonton John Howard Society)		Edmonton		6							6		
Jubilee Lodge Nursing Home		Edmonton							152		152		
Laurel Heights Retirement Residence		Edmonton								70	70		
LeeCaring Communities - Edmonton Chinatown Care Centre		Edmonton							96		96		
Lewis Estates Retirement Residence		Edmonton								87	87		
Lifestyle Options Riverbend		Edmonton											
Lifestyle Options Schonsee		Edmonton								74	74		
Lifestyle Options Terra Losa		Edmonton								77	77		
Lifestyle Options Whitemud		Edmonton								80	80		
McDougall House		Edmonton	12								12		
Misericordia Community Hospital		Edmonton				311					311		

Edmonton Zone													
Facility Name	Operator	Location	Addiction	Comm. MH	Standalone Psych	Hospital	Subacute	Palliative	LTC	DSL	Total	Cancer	Ambulatory
Northeast Community Health Centre	X	Edmonton				ED							
Ottewell Lodge		Edmonton		38							38		
Our House		Edmonton	60								60		
Our Parents' Home		Edmonton								50	50		
Personal Care Homes (Wellness Integrated Support Homes (Mental Health) *)		Edmonton								254	254		
Recovery Acres Edmonton		Edmonton	19								19		
Recovery Acres Satellite Housing Program		Edmonton	20								20		
Riverbend Retirement Residence		Edmonton								34	34		
Rosedale Estates		Edmonton								48	48		
Royal Alexandra Hospital	X	Edmonton				908					908		
Rutherford Heights Retirement Residence		Edmonton								89	89		
Saint Thomas Health Centre		Edmonton								141	141		
Salvation Army Grace Manor		Edmonton								100	100		
Salvation Army Keystone Residential Recovery		Edmonton	24								24		
Salvation Army Stepping Stone Supportive Residence		Edmonton								50	50		
Shasta Care Community		Edmonton								162	162		
Shepherd's Care Greenfield		Edmonton								30	30		
Shepherd's Care Kensington		Edmonton							69	86	155		
Shepherd's Care Millwoods		Edmonton							147		147		
Shepherd's Care Vanguard		Edmonton								92	92		
Shepherd's Garden		Edmonton								45	45		
Shepherd's Gardens Heritage Eden House		Edmonton							53		53		
Sprucewood Place		Edmonton								93	93		
St. Joseph's Auxiliary Hospital		Edmonton						14	188		202		
St. Michael's Long Term Care Centre		Edmonton							153		153		
Stollery Children's Hospital	X	Edmonton				161					161		
The Dianne and Irving Kipnes Centre for Veterans	X	Edmonton							120		120		
Touchmark at Wedgewood		Edmonton							64		64		
Tuoi Hac - Golden Age Manor		Edmonton								91	91		
University of Alberta Hospital	X	Edmonton				703					703		
Venta Care Centre		Edmonton							148		148		
Villa Caritas		Edmonton			150						150		
Villa Marguerite		Edmonton								239	239		
Village at Westmount		Edmonton								31	31		
Wedman Village Homes		Edmonton								30	30		
Wild Rose Retirement Residence		Edmonton								27	27		
Youth Stabilization and Residential Services	X	Edmonton	-										
Good Samaritan Pembina Village		Evansburg							40		40		
Fort Saskatchewan Community Hospital	X	Ft Saskatchewan				36					36		
Rivercrest Care Centre		Ft Saskatchewan						6	74		80		
Extendicare Leduc		Leduc							79		79		
Leduc Community Hospital	X	Leduc				74					74		

Edmonton Zone													
Facility Name	Operator	Location	Addiction	Comm. MH	Standalone Psych	Hospital	Subacute	Palliative	LTC	DSL	Total	Cancer	Ambulatory
Lifestyle Options Leduc		Leduc								74	74		
Salem Manor Nursing Home		Leduc							102		102		
Aspen House Care Residence		Morinville								72	72		
CapitalCare Laurier House Strathcona	X	Sherwood Park								42	42		
CapitalCare Strathcona	X	Sherwood Park							111		111		
CASA House		Sherwood Park		20							20		
Chartwell Emerald Hills		Sherwood Park								72	72		
Country Cottage Retirement Residence		Sherwood Park								26	26		
Sherwood Care		Sherwood Park							100		100		
Strathcona Community Hospital	X	Sherwood Park				ED							
Summerwood Village Retirement Residence		Sherwood Park								79	79		
Copper Sky Lodge		Spruce Grove								130	130		
Good Samaritan Spruce Grove Centre		Spruce Grove								30	30		
Chartwell St Albert		St. Albert								70	70		
Citadel Care Centre		St. Albert							129		129		
Citadel Mews West		St. Albert											
Foyer Lacombe		St. Albert						10	12		22		
Poundmaker's Lodge Treatment Center - Youth Addiction (Safe-Com)		St. Albert	86								86		
St. Albert Retirement Residence		St. Albert								92	92		
Sturgeon Community Hospital	X	St. Albert				158					158		
Youville Home		St. Albert							232		232		
Good Samaritan George Hennig Place		Stony Plain								30	30		
Good Samaritan Stony Plain Care Centre		Stony Plain							126	30	156		
WestView Health Centre - Stony Plain	X	Stony Plain				23		6	40		69		
Special Care Homes		Various								91	91		
West Country Hearth		Villeneuve								32	32		
Cloverleaf Manor		Warburg		13							13		
Total Edmonton Zone			404	361	444	3,048	168	85	5,062	3,918	13,490		

AHS-operated facilities are denoted by an X

North													
Facility Name	Operator	Location	Addiction	Comm. MH	Standalone Psych	Hospital	Subacute	Palliative	LTC	DSL	Total	Cancer	Ambulatory
Athabasca Healthcare Centre	X	Athabasca				27			23		50		
Extendicare Athabasca		Athabasca							50		50		
Barrhead Community Cancer Centre	X	Barrhead	Co-located on same campus as Barrhead Healthcare Centre									CA	
Barrhead Healthcare Centre	X	Barrhead				34					34		
Dr. W.R. Keir - Barrhead Continuing Care Centre	X	Barrhead							100		100		
Shepherd's Care Barrhead		Barrhead								42	42		
Beaverlodge Municipal Hospital	X	Beaverlodge				18					18		
Bonnyville Community Cancer Centre	X	Bonnyville	Co-located same campus as Bonnyville Healthcare Centre									CA	
Bonnyville Healthcare Centre		Bonnyville				33			30		63		
Bonnyville Indian Metis Rehabilitation Centre		Bonnyville	28								28		
Extendicare Bonnyville		Bonnyville							50		50		
Boyle Healthcare Centre	X	Boyle				15					15		
Wild Rose Assisted Living	X	Boyle								22	22		
Cold Lake Healthcare Centre	X	Cold Lake				24			31		55		
Points West Living Cold Lake		Cold Lake								42	42		
Second Floor Women's Recovery Centre / Lakeland Centre for Fetal Alcohol Spectrum Disorder (LCFASD)		Cold Lake	9								9		
Ridgevalley Seniors Home		Crooked Creek								15	15		
Wabasca/Desmarais Healthcare Centre	X	Desmarais				10					10		
Edson Healthcare Centre	X	Edson				24			19	57	100		
Parkland Lodge	X	Edson								10	10		
Elk Point Healthcare Centre	X	Elk Point				12			30		42		
Elk Point Heritage Lodge	X	Elk Point								10	10		
Fairview Health Complex	X	Fairview				25		1	66		92		
Kahkiyow Keykanow Elders Care Home		Fort Chipewyan								11	11		
Fort McMurray Community Cancer Centre	X	Fort McMurray	Co-located same campus as Northern Lights Regional Health Centre									CA	
Fort McMurray Recovery Centre	X	Fort McMurray	16								16		
Northern Lights Regional Health Centre	X	Fort McMurray				108					108		
Pastew Place Detox Centre		Fort McMurray	11								11		
Willow Square Continuing Care Centre	X	Fort McMurray							36	72	108		
St. Theresa General Hospital	X	Fort Vermilion				22			8		30		
Fox Creek Healthcare Centre	X	Fox Creek				4					4		
Grande Cache Community Health Complex	X	Grande Cache				8			4		12		
Whispering Pines Seniors Lodge	X	Grande Cache								15	15		
Emerald Gardens Retirement Residence		Grande Prairie								15	15		
Grande Prairie Cancer Centre	X	Grande Prairie	Co-located same campus as new GRPH									CA	
Grande Prairie Care Centre		Grande Prairie							60	60	120		
Grande Prairie Regional Hospital	X	Grande Prairie				195					195		
Mackenzie Place	X	Grande Prairie							35	71	106		
Northern Addiction Centre	X	Grande Prairie	60								60		
Prairie Lake Seniors Community		Grande Prairie						10	50	95	155		
Queen Elizabeth Ambulatory Care Center	X	Grande Prairie											CACC
Wapiti House (previously named Rotary House)		Grande Prairie		4							4		

North													
Facility Name	Operator	Location	Addiction	Comm. MH	Standalone Psych	Hospital	Subacute	Palliative	LTC	DSL	Total	Cancer	Ambulatory
Youth Detoxification Services	X	Grande Prairie	4								4		
Grimshaw/Berwyn and District Community Health Centre	X	Grimshaw				ED		1	19		20		
Stone Brook		Grimshaw								56	56		
Action North Recovery Centre		High Level	-										
Northwest Health Centre	X	High Level				21			11		32		
High Prairie Health Complex	X	High Prairie				30					30		
J.B. Wood Continuing Care Centre	X	High Prairie							27	40	67		
Metis Indian Town Alcohol Association (MITAA Centre)		High Prairie	16								16		
Hinton Community Cancer Centre	X	Hinton	Co-located same campus as Hinton Healthcare Centre									CA	
Hinton Continuing Care Centre	X	Hinton								52	52		
Hinton Healthcare Centre	X	Hinton				23					23		
Pine Valley Lodge		Hinton								32	32		
Hythe Continuing Care Centre	X	Hythe							31		31		
Pearson Place		Hythe								75	75		
Alpine Summit Seniors Lodge	X	Jasper								18	18		
Seton - Jasper Healthcare Centre	X	Jasper				11					11		
Heimstaed Lodge		La Crete								54	54		
La Crete Continuing Care Centre	X	La Crete						1	22		23		
La Crete Health Centre	X	La Crete											AACS
Golden Sands		Lac La Biche								40	40		
William J. Cadzow - Lac La Biche Healthcare Centre	X	Lac La Biche				23			41		64		
Manning Community Health Centre	X	Manning				11			16		27		
Extencicare Mayerthorpe		Mayerthorpe							50		50		
Mayerthorpe Healthcare Centre	X	Mayerthorpe				20			30		50		
Pleasant View Lodge		Mayerthorpe								15	15		
Manoir du Lac		McLennan							22	35	57		
Sacred Heart Community Health Centre	X	McLennan				20					20		
Chateau Lac St. Anne		Onoway								15	15		
Peace River Community Cancer Centre	X	Peace River	Co-located same campus as Peace River Comm. Health Centre									CA	
Peace River Community Health Centre	X	Peace River				34			40		74		
Points West Living Peace River		Peace River								42	42		
Radway Continuing Care Centre	X	Radway							30		30		
Rainbow Lake Health Centre	X	Rainbow Lake											CACC
Diamond Spring Lodge		Redwater								12	12		
Redwater Health Centre	X	Redwater				14			7		21		
Sweetgrass		Slave Lake								45	45		
Slave Lake Family Care Clinic	X	Slave Lake											CACC
Slave Lake Healthcare Centre	X	Slave Lake				24			20		44		
Vanderwell Heritage Place	X	Slave Lake								8	8		
Bar V Nook Supportive Living	X	Smoky Lake								41	41		
George McDougall - Smoky Lake Healthcare Centre	X	Smoky Lake				12			23		35		
Central Peace Health Complex	X	Spirit River				12			16		28		
Aspen House		St. Paul								6	6		

North													
Facility Name	Operator	Location	Addiction	Comm. MH	Standalone Psych	Hospital	Subacute	Palliative	LTC	DSL	Total	Cancer	Ambulatory
Extendicare St. Paul		St. Paul							76		76		
St. Pauls Abilities Network - White Oaks		St. Paul		5							5		
St. Therese - St. Paul Healthcare Centre	X	St. Paul				42			30		72		
Swan Hills Healthcare Centre	X	Swan Hills				6				2	8		
South Valley Residence Living		Valleyview								38	38		
Valleyview Health Centre	X	Valleyview				20			25		45		
Vilna Lodge		Vilna								12	12		
Keekenow Senior Facility		Wabasca								25	25		
Smithfield Lodge	X	Westlock								46	46		
Westlock Healthcare Centre	X	Westlock				46			120		166		
Spruce View Lodge		Whitecourt								15	15		
Whitecourt Healthcare Centre	X	Whitecourt				22					22		
The Manor at Whitecourt Village		Whitecourt						2		50	52		
Total North Zone			144	9	0	950	0	15	1,248	1,311	3,677		

Change in Bed Numbers by Zone

Reported Beds Staffed & In Operation Summary as of March 31, 2023

ZONE	ACUTE CARE	ADDICTION AND MENTAL HEALTH (AMH)			COMMUNITY BASED CARE									SUB-TOTAL CONTINUING CARE (LTC + DSL)	SUB-TOTAL CONTINUING CARE (LTC, DSL & PEOLC)	TOTAL BEDS
					Sub-Acute in Long Term Care	CONTINUING CARE (CC)										
						Community Palliative & End of Life Care (PEOLC)	LONG TERM CARE (LTC)			DESIGNATED SUPPORTIVE LIVING (DSL)						
Acute Care	Psychiatric (Standalone)	Addiction	Community Mental Health (Facility)				Auxiliary Hospital	Nursing Home	Long Term Care Subtotal	Level 3 (Includes mental health)	Level 4 (Includes mental health)	Level 4 Dementia	DSL Subtotal (DSL 3 + DSL 4 + DSL4D)			
South	653	0	130	42	24	20	286	678	964	305	1,134	642	2,081	3,045	3,065	3,914
Calgary	2,855	153	484	519	293	121	1,043	5,331	6,374	231	2,184	976	3,391	9,765	9,886	14,190
Central	1,099	330	121	35	0	20	1,360	991	2,351	325	1,220	618	2,163	4,514	4,534	6,119
Edmonton	3,048	444	404	361	168	85	2,199	2,863	5,062	395	2,228	1,295	3,918	8,980	9,065	13,490
North	950	0	144	9	0	15	687	561	1,248	193	720	398	1,311	2,559	2,574	3,677
PROVINCIAL TOTAL	8,605	927	1,283	966	485	261	5,575	10,424	15,999	1,449	7,486	3,929	12,864	28,863	29,124	41,390

Reported Beds Staffed & In Operation Summary as of March 31, 2022

ZONE	ACUTE CARE	ADDITION AND MENTAL HEALTH (AMH)			COMMUNITY BASED CARE									SUB-TOTAL CONTINUING CARE (LTC + DSL)	SUB-TOTAL CONTINUING CARE (LTC, DSL & PEOLC)	TOTAL BEDS
					Sub-Acute in Long Term Care	Community Palliative & End of Life Care (PEOLC)	CONTINUING CARE (CC)			DESIGNATED SUPPORTIVE LIVING (DSL)						
		LONG TERM CARE (LTC)														
Acute Care	Psychiatric (Standalone)	Addiction	Community Mental Health (Facility)	Auxiliary Hospital	Nursing Home	Long Term Care Subtotal	Level 3 (Includes mental health)	Level 4 (Includes mental health)	Level 4 Dementia	DSL Subtotal (DSL 3 + DSL 4 + DSL4D)						
South	647	0	124	42	24	20	286	686	972	315	1,068	562	1,945	2,917	2,937	3,774
Calgary	2,816	153	454	453	285	121	1,037	5,233	6,270	232	2,012	879	3,123	9,393	9,514	13,675
Central	1,092	330	118	31	0	18	1,360	1,011	2,371	325	1,221	602	2,148	4,519	4,537	6,108
Edmonton	3,027	444	403	352	168	85	2,199	2,942	5,141	395	2,158	1,203	3,756	8,897	8,982	13,376
North	941	0	144	9	0	13	687	561	1,248	203	593	333	1,129	2,377	2,390	3,484
PROVINCIAL TOTAL	8,523	927	1,243	887	477	257	5,569	10,433	16,002	1,470	7,052	3,579	12,101	28,103	28,360	40,417

Note: Beds may have been restated since previous AHS Annual Reports due to reporting corrections.

Change from March 31, 2022 to March 31, 2023

ZONE	ACUTE CARE	ADDICTION AND MENTAL HEALTH (AMH)			COMMUNITY BASED CARE									SUB-TOTAL CONTINUING CARE (LTC + DSL)	SUB-TOTAL CONTINUING CARE (LTC, DSL & PEOLC)	TOTAL BEDS
					Sub-Acute in Long Term Care	CONTINUING CARE (CC)				DESIGNATED SUPPORTIVE LIVING (DSL)						
		Psychiatric (Standalone)	Addiction	Community Mental Health (Facility)		Community Palliative & End of Life Care (PEOLC)	LONG TERM CARE (LTC)									
	Acute Care						Auxiliary Hospital	Nursing Home	Long Term Care Subtotal	Level 3 (Includes mental health)	Level 4 (Includes mental health)	Level 4 Dementia	DSL Subtotal (DSL 3 + DSL 4 + DSL4D)			
South	6	-	6	-	-	-	-	(8)	(8)	(10)	66	80	136	128	128	140
Calgary	39	-	30	66	8	-	6	98	104	(1)	172	97	268	372	372	515
Central	7	-	3	4	-	2	-	(20)	(20)	-	(1)	16	15	(5)	(3)	11
Edmonton	21	-	1	9	-	-	-	(79)	(79)	-	70	92	162	83	83	114
North	9	-	-	-	-	2	-	-	-	(10)	127	65	182	182	184	193
PROVINCIAL TOTAL	82	-	40	79	8	4	6	(9)	(3)	(21)	434	350	763	760	764	973