

2016-17 AHS Employee Influenza Immunization Rates

by Workplace Location

March 31, 2017

**FINAL
REPORT**

INTRODUCTION

Influenza Immunization is not mandatory for AHS employees. If an AHS employee chooses to be immunized, it is easy to do so. They can:

- (1) Visit a Workplace Health and Safety (WHS) clinics and/or Site Champion immunizer;
- (2) Visit an AHS Public Health Clinic; or
- (3) Visit a Pharmacy or Physician's Office.

Alberta Health (AH) captures immunization records for all Albertans, including AHS employees who have not reported their immunization to AHS. AHS has worked with AH to overlay the data sets to establish a more accurate influenza immunization rate of AHS employees.

Confidentiality of individual immunization status was maintained as only aggregate data (not individual records) was returned from AH.

The following symbols will show each facility's influenza immunization rates.

- = 80% or higher
- ▲ = between 60 - 79.9%
- = 59.9% and below

Listed below are each organization's total number of employees and their influenza immunization rate as of March 31, 2017.

	total # of employees	% immunized
▲ Alberta Health Services (AHS)	98,760	63%
Partners (non-AHS employees)		
● Calgary Laboratory Services	2,030	57%
▲ Capital Care	2,509	70%
● Care West	2,315	92%
● Covenant Health	10,495	55%

Influenza immunization rates by site are not represented for Calgary Laboratory Services, Capital Care or Care West. Site specific rates are included in the following pages for Alberta Health Services and Covenant Health.

Immunization Rate for Alberta Health Services Employees

Influenza Immunization Season	Rate
2013 – 14	60%
2014 – 15	64%
2015 – 16	61%
2016 – 17	63%

Influenza vaccine has been shown to be an effective measure for reducing the risk of transmission of the influenza virus. Healthcare workers are at an increased risk of both being infected and infecting others. A better understanding of influenza coverage among staff at AHS will help increase the immunization rates for future years.

Note: Influenza vaccination is voluntary for health care workers. AHS employees can also consent or decline to report their immunization status to the organization.

WORKPLACE LOCATION
**AHS Employee
Influenza Immunization
Rates – Mar 31, 2017
Percentage (%)**

▲ Alberta Children's Hospital including Child Development Centre	67
● Canmore General Hospital	55
● Claresholm Centre for Mental Health and Addictions	53
▲ Claresholm General Hospital	73
▲ Didsbury District Health Services	69
▲ Foothills Medical Centre	62
▲ High River General Hospital	68
▲ Holy Cross	68
● Oilfields General Hospital	84
▲ Peter Lougheed Centre	67
▲ Richmond Road Diagnostic & Treatment Centre	61
▲ Rockyview General Hospital	66
● Sheldon M Chumir Health Centre	54
▲ South Health Campus	67
● Southern Alberta Forensic Psychiatric Centre	42
● Strathmore District Health Services	86
▲ Tom Baker Cancer Care Centre	63
▲ Vulcan Community Health Centre	75
▲ Willow Creek Continuing Care	67

● below 60% ▲ 60-79.9% ● Above 80%

WORKPLACE LOCATION
**AHS Employee
Influenza Immunization
Rates – Mar 31, 2017
Percentage (%)**

▲ Bentley Care Centre	60
● Breton Health Centre	55
● Centennial Centre for Mental Health and Brain Injury	47
▲ Consort Hospital and Care Centre	75
▲ Coronation Hospital and Care Centre	78
▲ Daysland Health Centre	65
▲ Drayton Valley Hospital and Care Centre	68
▲ Drumheller Health Centre	69
▲ Galahad Care Centre	72
▲ Hanna Health Centre	62
▲ Hardisty Health/Mental Health Centre	74
▲ Innisfail Health Centre	73
▲ Islay Assisted Living	72
▲ Lacombe Hospital and Care Centre	63
● Lamont Health Care Centre	51
● Lloydminster Hospital	45
▲ Olds Hospital and Care Centre including Olds Hemodialysis	69
● Ponoka Hospital and Care Centre	56
▲ Provost Health Centre	61
● Red Deer Regional Hospital Centre	57
● Rimbey Hospital and Care Centre	57
▲ Rocky Mountain House Health Centre	61
▲ Stettler Hospital and Care Centre	61
▲ Sundre Hospital and Care Centre	67
● Three Hills Health Centre	54
● Tofield Health Centre	51
● Two Hills Health Centre	49
▲ Vegreville Care Centre	69
▲ Vermilion Health Centre	69
▲ Viking Health Centre	67
▲ Wainwright Health Centre	66
● Wetaskiwin Hospital and Care Centre	56

● below 60% ▲ 60-79.9% ● Above 80%

WORKPLACE LOCATION
**AHS Employee
Influenza Immunization
Rates – Mar 31, 2017
Percentage (%)**

● Alberta Hospital Edmonton	43
● Aspen House	53
▲ Cross Cancer Institute	70
▲ Devon General Hospital	65
▲ East Edmonton Health Centre	71
● Evansburg Health Centre	83
▲ Fort Saskatchewan Community Hospital	62
▲ Glenrose Rehabilitation Hospital	66
▲ Leduc Community Hospital	61
▲ Northeast Community Health Centre	68
▲ Royal Alexandra Hospital	64
● Rutherford Health Centre	85
▲ Stollery Children's Hospital	74
▲ Stony Plain Care Centre (Westview Health Centre)	60
● Strathcona Community Hospital	59
▲ Strathcona County Health Ctr including Strathcona HC office	65
● Sturgeon Community Hospital	59
▲ U of A Hospital including Aberhart, Mazankowski Heart Institute and the Kaye Edmonton Clinic	64
















WORKPLACE LOCATION
**AHS Employee
Influenza Immunization
Rates – Mar 31, 2017
Percentage (%)**

▲ Athabasca Healthcare Centre	77
▲ Barrhead Continuing Care Centre	70
● Barrhead Healthcare Centre	56
▲ Beaverlodge Municipal Hospital	69
● Boyle Healthcare Centre	51
▲ Cold Lake Healthcare Centre	75
▲ Edson Healthcare Centre	69
● Elk Point Healthcare Centre	82
● Fairview Health Complex	50
● Fort McMurray Northern Lights Regional Health Centre	50
● Fort Vermilion General Hospital (St. Theresa)	52
● Fox Creek Healthcare Centre	50
▲ Grand Prairie Queen Elizabeth II Hospital (including Grand Prairie support services)	60
▲ Grande Cache Community Health Complex	70
● Grande Prairie Cancer Centre	91
▲ Grimshaw/Berwyn and District Community Health Centre	65
● High Level Northwest Health Centre	53
● High Prairie Health Complex	59
▲ Hinton Healthcare Centre	66
● Hythe Continuing Care Centre	41
▲ Jasper Healthcare Centre (Seton)	61
● La Crete Health Centre	36
▲ Lac La Biche Healthcare Centre (William J. Cadzow)	69
● Manning Community Health Centre	46
● Mayerthorpe Healthcare Centre	52
▲ McLennan Sacred Heart Community Health Centre	60
● Peace River Community Health Centre	56
● Radway Continuing Care Centre	58
▲ Redwater Healthcare Centre	60
● Slave Lake Health Complex, Healthcare Centre and Mental Health	59
● Smoky Lake Continuing Care Centre	42
● Smoky Lake Healthcare Centre (George McDougall)	47

WORKPLACE LOCATION
**AHS Employee
Influenza Immunization
Rates – Mar 31, 2017
Percentage (%)**

● Spirit River Health Centre (Central Peace Health Complex)	48
▲ St. Paul Health Centre (St. Therese)	62
▲ Swan Hills Healthcare Centre	74
● Valleyview Health Centre	58
▲ Wabasca/Desmarais Healthcare Centre	60
▲ Westlock Continuing Care Centre	61
● Westlock Healthcare Centre	51
▲ Whitecourt Healthcare Centre	66

WORKPLACE LOCATION
**AHS Employee
Influenza Immunization
Rates – Mar 31, 2017
Percentage (%)**

 Bassano Health Centre	98
 Bow Island Health Centre	65
 Brooks Health Centre	75
 Cardston Health Centre	56
 Chinook Regional Hospital including Lethbridge Warehouse	68
 Coaldale Health Centre	60
 Crowsnest Pass Health Centre	63
 Fort MacLeod Health Centre	63
 Jack Ady Cancer Centre	63
 Margery E. Yuill Cancer Centre	74
 Medicine Hat Regional Hospital	65
 Milk River Health Centre	66
 Oyen - Big Country Hospital	59
 Pincher Creek Health Centre	68
 Raymond Health Centre	66
 Taber Health Centre	77

WORKPLACE LOCATION

Covenant Health
Employee
Influenza Immunization
Rates - Mar 31, 2017
Percentage (%) *

▲ Banff - Mineral Springs	62
● Bonnyville Health Centre	48
● Camrose - St. Mary's Hospital	51
● Castor - Our Lady of the Rosary Hospital	47
● Edmonton - General Continuing Care Centre	50
● Edmonton - Grey Nuns Community Hospital	53
● Edmonton - Misericordia Community Hospital	57
▲ Edmonton - St. Joseph's Auxillary Hospital	73
● Edmonton - Villa Caritas	56
▲ Killam - Health Centre	64
● Lethbridge - St. Michael's Health Centre	59
● Lethbridge - St. Therese Villa	56
● Medicine Hat - St. Joseph's Home	53
● Mundare - Mary Immaculate Hospital	51
▲ St. Albert - Youville Home	66
▲ Trochu - St. Mary's Health Care Centre	71
● Vegreville - St. Joseph's General Hospital	48

* the percentages presented are based on all immunizations reported to Occupational Health and Safety (OHS) and are only as accurate as information submitted to Covenant Health OHS.