





Which indicators appear within each site and each tracker may vary but the colours are consistent.




1. Laboratory, Bloodbank and Microbiology Indicators

For all LAB, BBK and MIC orders, you will see the following colour progressions:

-  LAB Indicates the order has been entered – no bloodwork has yet reached the Laboratory.
-  LAB Indicates the bloodwork has been received by the Lab and is in progress (**New in 5.67**)
-  LAB Indicates there are some results available for viewing within the EMR.
-  C|LAB Indicates all Lab orders are completed. No “C” will appear for BBK or MIC.

2. Diagnostic Imaging Indicators

The Diagnostic Imaging Result indicator is consistent throughout all AHS EDM sites. When orders have been entered for x-rays, CT scans, ultrasounds or other DI procedures, the DI indicator will progress as follows:

-  DI Indicates the order has been entered but no “picture” has yet been taken.
-  DI Indicates the “picture” has been taken but no radiologist report is available in the EMR, yet.
-  DI Indicates that all “pictures” have been taken and a radiologist report is now available within the EMR.





3. New Results Indicator (**New in 5.67**)

The New Results Indicator works for Laboratory, Bloodbank and Microbiology. Use of this indicator will vary by site and tracker used.

This indicator allows clinical staff to recognize when a new result is available for viewing within the EMR and will indicate by its colour whether the result is normal, abnormal or critical (based upon Laboratory normal values).

A patient may have multiple tests ordered and those tests will take varying times to result. As each result is made available within the EMR this indicator will appear. When the user views the result, the indicator will change to reflect that. Then, as another result becomes available in the EMR, the indicator will again appear.

Note: this indicator is user specific. If you access the result from your login, the indicator will change. It will not change for any other user until they specifically view the result through their own access to the tracker. For this reason, this indicator cannot be used with the Public Trackers.

-  Normal results will appear with this green symbol.
-  Abnormal results will show yellow.
-  Critical results will show red.
-  R Indicates that you have viewed all available results.