

2018–19 AHS Employee Influenza Immunization Rates

by Workplace Location

March 31, 2019

**FINAL
REPORT**

Influenza vaccine has been shown to be an effective measure for reducing the risk of transmission of the influenza virus. Healthcare workers are at an increased risk of both being infected and infecting others. A better understanding of influenza coverage among staff at Alberta Health Services (AHS) will help increase the immunization rates for future years.

Alberta Health (AH) captures immunization records for all Albertans, including employees who have not reported their immunization to AHS. AHS collaborates with AH to overlay the data sets to establish more accurate employee influenza immunization rates regardless of where the immunization was received. Personal information is kept confidential and not disclosed in the presentation of this data.

The following symbols will show each facility's influenza immunization rates.

- = 80% or higher
- ▲ = between 60 - 79.9%
- = 59.9% and below

Listed below are each organization's total number of employees and their influenza immunization rate. Both AHS and Partner rates are accurate as of March 31, 2019.

	total # of employees	% immunized
▲ Alberta Health Services (AHS)	97, 506	68%
Partners (non-AHS employees)		
● Alberta Public Laboratories	4,937	57%
▲ Capital Care	2,314	75%
▲ Care West	2,737	72%
▲ Covenant Health	10,161	69%

Influenza immunization rates by site are not represented for Alberta Public Laboratories, Capital Care or Care West. Site specific rates are included in the following pages for AHS and Covenant Health. Covenant Health also collaborates with AH to accurately determine their own employee immunization rates.

Immunization Rate for Alberta Health Services Employees

Influenza Immunization Season	Rate
2014 – 15	64%
2015 – 16	61%
2016 – 17	63%
2017 – 18	66%
2018 – 19	68%

WORKPLACE LOCATION
**AHS Employee
Influenza Immunization
Rates – Mar. 31, 2019
Percentage (%)**

▲ Alberta Children's Hospital including Child Development Centre	72
▲ Canmore General Hospital	65
● Claresholm Centre for Mental Health and Addictions	57
▲ Claresholm General Hospital	73
▲ Didsbury District Health Services	73
▲ Foothills Medical Centre	70
▲ High River General Hospital	69
▲ Holy Cross	66
● Oilfields General Hospital	51
▲ Peter Lougheed Centre	70
▲ Richmond Road Diagnostic & Treatment Centre	65
▲ Rockyview General Hospital	74
● Sheldon M Chumir Health Centre	57
▲ South Health Campus	72
● Southern Alberta Forensic Psychiatric Centre	54
● Strathmore District Health Services	82
▲ Tom Baker Cancer Care Centre	73
● Vulcan Community Health Centre	30
▲ Willow Creek Continuing Care	73

● below 60% ▲ 60-79.9% ● 80% or higher

WORKPLACE LOCATION	AHS Employee Influenza Immunization Rates – Mar. 31, 2019 Percentage (%)
▲ Bentley Care Centre	60
● Breton Health Centre	54
● Centennial Centre for Mental Health and Brain Injury	54
▲ Consort Hospital and Care Centre	73
▲ Coronation Hospital and Care Centre	79
● Daysland Health Centre	85
▲ Drayton Valley Hospital and Care Centre	72
▲ Drumheller Health Centre	68
▲ Galahad Care Centre	71
▲ Hanna Health Centre	68
▲ Hardisty Health/Mental Health Centre	75
▲ Innisfail Health Centre	70
▲ Islay Assisted Living	72
▲ Lacombe Hospital and Care Centre	64
● Lamont Health Care Centre	53
● Lloydminster Hospital	43
▲ Olds Hospital and Care Centre including Olds Hemodialysis	78
▲ Ponoka Hospital and Care Centre	65
● Provost Health Centre	53
▲ Red Deer Regional Hospital Centre	65
● Rimbey Hospital and Care Centre	54
▲ Rocky Mountain House Health Centre	67
▲ Stettler Hospital and Care Centre	66
▲ Sunde Hospital and Care Centre	70
▲ Three Hills Health Centre	65
● Tofield Health Centre	57
● Two Hills Health Centre	54
▲ Vegreville Care Centre	66
▲ Vermilion Health Centre	67
▲ Viking Health Centre	76
▲ Wainwright Health Centre	75
▲ Wetaskiwin Hospital and Care Centre	65

● below 60% ▲ 60-79.9% ● 80% or higher

WORKPLACE LOCATION	AHS Employee Influenza Immunization Rates – Mar. 31, 2019 Percentage (%)
● Alberta Hospital Edmonton	53
● Aspen House	58
▲ Cross Cancer Institute	77
▲ Devon General Hospital	66
● East Edmonton Health Centre	80
▲ Evansburg Health Centre	68
▲ Fort Saskatchewan Community Hospital	70
▲ Glenrose Rehabilitation Hospital	69
▲ Leduc Community Hospital	66
▲ Northeast Community Health Centre	70
▲ Royal Alexandra Hospital	70
● Rutherford Health Centre	90
● Stollery Children's Hospital	83
▲ Stony Plain Care Centre (Westview Health Centre)	68
▲ Strathcona Community Hospital	68
▲ Strathcona County Health Ctr including Strathcona HC office	78
▲ Sturgeon Community Hospital	70
▲ U of A Hospital including Aberhart, Mazankowski Heart Institute and the Kaye Edmonton Clinic	71

















WORKPLACE LOCATION
**AHS Employee
Influenza Immunization
Rates – Mar. 31, 2019
Percentage (%)**

▲ Athabasca Healthcare Centre	61
▲ Barrhead Continuing Care Centre	68
▲ Barrhead Healthcare Centre	63
▲ Beaverlodge Municipal Hospital	74
● Boyle Healthcare Centre	55
▲ Cold Lake Healthcare Centre	73
▲ Edson Healthcare Centre	77
▲ Elk Point Healthcare Centre	75
▲ Fairview Health Complex	63
● Fort McMurray Northern Lights Regional Health Centre	56
● Fort Vermilion General Hospital (St. Theresa)	36
▲ Fox Creek Healthcare Centre	66
● Grand Prairie Queen Elizabeth II Hospital (including Grand Prairie support services)	55
▲ Grande Cache Community Health Complex	78
● Grimshaw/Berwyn and District Community Health Centre	80
● High Level Northwest Health Centre	53
▲ High Prairie Health Complex	67
● Hinton Healthcare Centre	80
● Hythe Continuing Care Centre	47
▲ Jasper Healthcare Centre (Seton)	74
● La Crete Health Centre	38
● Lac La Biche Healthcare Centre (William J. Cadzow)	51
● Manning Community Health Centre	53
● Mayerthorpe Healthcare Centre	54
● McLennan Sacred Heart Community Health Centre	58
▲ Peace River Community Health Centre	60
▲ Radway Continuing Care Centre	60
▲ Redwater Healthcare Centre	68
▲ Slave Lake Healthcare Centre	66
● Smoky Lake Healthcare Centre (George McDougall)	44
● Spirit River Health Centre (Central Peace Health Complex)	43
▲ St. Paul Health Centre (St. Therese)	67

WORKPLACE LOCATION

**AHS Employee
Influenza Immunization
Rates – Mar. 31, 2019
Percentage (%)**

▲ Swan Hills Healthcare Centre	71
▲ Valleyview Health Centre	64
▲ Wabasca/Desmarais Healthcare Centre	73
▲ Westlock Continuing Care Centre	69
▲ Westlock Healthcare Centre	62
▲ Whitecourt Healthcare Centre	78

WORKPLACE LOCATION	AHS Employee Influenza Immunization Rates – Mar. 31, 2019 Percentage (%)
 Bassano Health Centre	92
 Bow Island Health Centre	64
 Brooks Health Centre	79
 Cardston Health Centre	65
 Chinook Regional Hospital	75
 Coaldale Health Centre	64
 Crowsnest Pass Health Centre	64
 Fort MacLeod Health Centre	63
 Jack Ady Cancer Centre	72
 Margery E. Yuill Cancer Centre	71
 Medicine Hat Regional Hospital	69
 Milk River Health Centre	67
 Oyen - Big Country Hospital	65
 Pincher Creek Health Centre	77
 Raymond Health Centre	57
 Taber Health Centre	70

WORKPLACE LOCATION

Covenant Health
Employee
Influenza Immunization
Rates - Mar. 31, 2019
Percentage (%) **

▲ Banff Mineral Springs Hospital	70
▲ Bonnyville Health Centre	66
▲ Camrose – St. Mary’s Hospital	74
▲ Castor – Our Lady of the Rosary Hospital	63
▲ Edmonton – Grey Nuns Community Hospital	66
▲ Edmonton – Misericordia Community Hospital	68
● Edmonton – St. Joseph’s Auxiliary Hospital	80
▲ Edmonton – Villa Caritas	71
▲ Edmonton General Continuing Care Centre	64
▲ Killam Health Centre	69
▲ Lethbridge – St. Michaels’ Health Centre	71
▲ Lethbridge – St. Therese Villa	75
▲ Medicine Hat – St. Joseph’s Home	74
● Mundare – Mary Immaculate Hospital	58
● St. Albert – Youville Home	81
▲ Trochu – St. Mary’s Health Care Centre	78
▲ Vegreville – St. Joseph’s General Hospital	61

● below 60% ▲ 60-79.9% ● 80% or higher