

2019–20 AHS Employee Influenza Immunization Rates

by Workplace Location

November 13, 2019




Influenza vaccine has been shown to be an effective measure for reducing the risk of transmission of the influenza virus. Healthcare workers are at an increased risk of both being infected and infecting others. A better understanding of influenza coverage among staff at AHS will help increase the immunization rates for future years.

Influenza Immunization is not mandatory for AHS employees. If an AHS employee chooses to be immunized, it's easy to do so. They can:



- (1) Visit a Workplace Health and Safety (WHS) clinic and/or Site Champion immunizer;
- (2) Visit an AHS Influenza Immunization Clinic (Public Health);
- (3) Visit a Pharmacy or Physician's Office.

Alberta Health (AH) captures immunization records for all Albertans, including employees who have not reported their immunization to AHS. AHS collaborates with AH to overlay the data sets to establish more accurate employee influenza immunization rates regardless of where the immunization was received. Personal information is kept confidential and not disclosed in the presentation of this data.

The following symbols will show each facility's influenza immunization rates and will be updated throughout the campaign.




















-  = 80% or higher
-  = between 60 - 79.9%
-  = lower than 60%

Listed below are each organization's total number of employees and their influenza immunization rate.

Data as of:		total # of employees	% immunized
November 13	 Alberta Health Services	9,317	57.8%
Partners(non-AHS employees)			
October 31	 Capital Care	2,553	53.6%
November 13	 Care West	2,744	67.6%
November 13	 Covenant Health	10,293	52.4%

Notes on data collection above:




















- AHS data is reflective of information in the system as of November 13, 2019.
- Influenza immunization rates for Alberta Precision Laboratories (APL) are not included in this report.
- Influenza immunization rates by site are not available for Capital Care or Care West.
- Site specific rates are included in the following pages for Alberta Health Services and Covenant Health.
- The percentages presented are based on all immunizations reported to AHS and are only as accurate as information submitted to AHS by the partners listed above.

WORKPLACE LOCATION	AHS Employee Influenza Rates % Nov. 13, 2019
Alberta Children's Hospital including Child Development Centre	 68
Canmore General Hospital	 27
Claresholm Centre for Mental Health and Addictions	 48
Claresholm General Hospital	 64
Didsbury District Health Services	 67
Foothills Medical Centre	 62
High River General Hospital	 62
Holy Cross	 60
Oilfields General Hospital	 84
Peter Lougheed Centre	 60
Richmond Road Diagnostic & Treatment Centre	 56
Rockyview General Hospital	 70
Sheldon M Chumir Health Centre	 53
South Health Campus	 57
Southern Alberta Forensic Psychiatric Centre	 49
Strathmore District Health Services	 52
Tom Baker Cancer Care Centre	 54
Vulcan Community Health Centre	 62
Willow Creek Continuing Care	 62











CENTRAL ZONE ● 53%




WORKPLACE LOCATION	AHS Employee Influenza Rates % Nov. 13, 2019
Bentley Care Centre	● 31
Breton Health Centre	● 52
Centennial Centre for Mental Health and Brain Injury	● 50
Consort Hospital and Care Centre	● 63
Coronation Hospital and Care Centre	● 67
Daysland Health Centre	● 57
Drayton Valley Hospital and Care Centre	● 61
Drumheller Health Centre	● 67
Galahad Care Centre	● 53
Hanna Health Centre	● 56
Hardisty Health/Mental Health Centre	● 70
Innisfail Health Centre	● 68
Islay Assisted Living	● 62
Lacombe Hospital and Care Centre	● 60
Lamont Health Care Centre	● 48
Lloydminster Hospital	● 31
Olds Hospital and Care Centre including Olds Hemodialysis	● 69
Ponoka Hospital and Care Centre	● 59
Provost Health Centre	● 35
Red Deer Regional Hospital Centre	● 62
Rimbey Hospital and Care Centre	● 47
Rocky Mountain House Health Centre	● 51
Stettler Hospital and Care Centre	● 52
Sundre Hospital and Care Centre	● 64
Three Hills Health Centre	● 56
Tofield Health Centre	● 50
Two Hills Health Centre	● 45
Vegreville Care Centre	● 60
Vermilion Health Centre	● 57
Viking Health Centre	● 67
Wainwright Health Centre	● 55
Wetaskiwin Hospital and Care Centre	● 41

● =80% or higher ● = between 60 - 79.9% ● = lower than 60%

WORKPLACE LOCATION	AHS Employee Influenza Rates % Nov. 13, 2019
Alberta Hospital Edmonton	 21
Aspen House	 44
Cross Cancer Institute	 58
Devon General Hospital	 43
East Edmonton Health Centre	 66
Evansburg Health Centre	 70
Fort Saskatchewan Community Hospital	 17
Glenrose Rehabilitation Hospital	 63
Leduc Community Hospital	 50
Northeast Community Health Centre	 65
Royal Alexandra Hospital	 60
Rutherford Health Centre	 71
Stollery Children's Hospital	 72
Stony Plain Care Centre (Westview Health Centre)	 54
Strathcona Community Hospital	 61
Strathcona County Health Ctr including Strathcona HC office	 71
Sturgeon Community Hospital	 59
U of A Hospital including Aberhart, Mazankowski Heart Institute and the Kaye Edmonton Clinic	 59
U of A Stollery Children's Hospital	 60







NORTH ZONE  **50%**

WORKPLACE LOCATION	AHS Employee Influenza Rates % Nov. 13, 2019
Athabasca Healthcare Centre	 56
Barrhead Continuing Care Centre	 56
Barrhead Healthcare Centre	 43
Beaverlodge Municipal Hospital	 58
Boyle Healthcare Centre	 49
Cold Lake Healthcare Centre	 59
Edson Healthcare Centre	 67
Elk Point Healthcare Centre	 54
Fairview Health Complex	 48
Fort McMurray Northern Lights Regional Health Centre	 53
Fort Vermilion General Hospital (St. Theresa)	 27
Fox Creek Healthcare Centre	 54
Grand Prairie Queen Elizabeth II Hospital (including Grand Prairie support services)	 46
Grande Cache Community Health Complex	 62
Grimshaw/Berwyn and District Community Health Centre	 65
High Level Northwest Health Centre	 46
High Prairie Health Complex	 54
Hinton Healthcare Centre	 66
Hythe Continuing Care Centre	 38
Jasper Healthcare Centre (Seton)	 60
La Crete Health Centre	 32
Lac La Biche Healthcare Centre (William J. Cadzow)	 54
Manning Community Health Centre	 49
Mayerthorpe Healthcare Centre	 50
McLennan Sacred Heart Community Health Centre	 55
Peace River Community Health Centre	 59
Radway Continuing Care Centre	 41
Redwater Healthcare Centre	 57
Slave Lake Healthcare Centre	 61
Smoky Lake Healthcare Centre (George McDougall)	 43
Spirit River Health Centre (Central Peace Health Complex)	 48
St. Paul Health Centre (St. Therese)	 48















 =80% or higher  = between 60 - 79.9%  = lower than 60%


















Current as of November 13, 2019

NORTH ZONE  **50%**

WORKPLACE LOCATION	AHS Employee Influenza Rates % Nov. 13, 2019
Swan Hills Healthcare Centre	 57
Valleyview Health Centre	 48
Wabasca/Desmarais Healthcare Centre	 69
Westlock Continuing Care Centre	 54
Westlock Healthcare Centre	 55
Whitecourt Healthcare Centre	 64

SOUTH ZONE  **60%**

WORKPLACE LOCATION	AHS Employee Influenza Rates % Nov. 13, 2019	
Bassano Health Centre		72
Bow Island Health Centre		54
Brooks Health Centre		68
Cardston Health Centre		41
Chinook Regional Hospital		68
Coaldale Health Centre		40
Crowsnest Pass Health Centre		51
Fort MacLeod Health Centre		57
Medicine Hat Regional Hospital		66
Milk River Health Centre		51
Oyen - Big Country Hospital		62
Pincher Creek Health Centre		69
Raymond Health Centre		25
Taber Health Centre		57

WORKPLACE LOCATION	AHS Employee Influenza Rates % Nov. 13, 2019
Banff Mineral Springs Hospital	 61
Bonnyville Health Centre	 61
Camrose – St. Mary’s Hospital	 59
Castor – Our Lady of the Rosary Hospital	 59
Edmonton General Continuing Care Centre	 45
Edmonton – Grey Nuns Community Hospital	 51
Edmonton – Misericordia Community Hospital	 48
Edmonton – Villa Caritas	 53
Edmonton – St. Joseph’s Auxiliary Hospital	 62
Killam Health Centre	 57
Lethbridge – St. Michaels’ Health Centre	 61
Lethbridge – St. Therese Villa	 58
Medicine Hat – St. Joseph’s Home	 49
Mundare – Mary Immaculate Hospital	 51
St. Albert – Youville Home	 60
Trochu – St. Mary’s Health Care Centre	 53
Vegreville – St. Joseph’s General Hospital	 51