







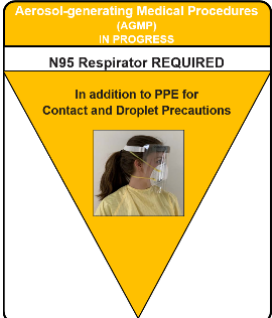


PPE Checklist DONNING

Contact and Droplet Precautions

Steps for putting on PPE

1		Clean hands
2		Gown Tie top and waist
3	   	Mask with visor or mask* and eye protection Cover nose and mouth, eye protection secured
4		Gloves Over cuffs
		*For <u>Aerosol-generating medical procedures</u> use fit-tested N95 respirator instead of surgical/procedure mask. Seal check before entering room.



<https://creativecommons.org/licenses/by-nc-sa/4.0/>

For more information contact ipcsurvstdadmin@ahs.ca
© 2021 Alberta Health Services, IPC

Original Date: April 9, 2021
Revised Date:
ECC Approved: April 12, 2021

