

Management of Patients with Diarrhea in Acute Care/ER Central Zone

Does the patient have loose or watery stool?

(Type 6 or 7 on the Bristol Stool Chart) – see reverse for complete chart

Suspect Gastrointestinal Illness (GI)

2 or more episodes of loose or watery stool in a **24 hour** period, which is new or unusual for the patient
OR
1 episode of bloody diarrhea

Type 6



Fluffy pieces with ragged edges, a mushy stool

Type 7




Watery, no solid pieces. Entirely Liquid

Suspect *Clostridium difficile* Infection (CDI)

3 or more episodes of loose or watery stools in a **24 hour** period, which is new or unusual for the patient
OR
6 or more loose or watery stools in a **36 hour** period, which is new or unusual for the patient

Place patient on Contact Precautions

If actively vomiting place on Contact Droplet Precautions



- Send sample and document frequency and consistency of bowel movements
- Refer to AHS IPC online Acute Care Resource Manual



Do you need to consider a GI/CDI outbreak?

2 or more people with onset of similar symptoms in a **48 hour** period

Refer to the resources found on the AHS IPC Central Zone Tab under Outbreak Management










Place patient on Contact Precautions Sporicidal Clean



- Send stool sample and document frequency and consistency of bowel movements
- Refer to AHS IPC Central Zone online CDI Toolkit for further information
- Initiate Pre-printed Care Order (PPCO) for CDI form # 19867
- Refer to AHS IPC online Acute Care Resource Manual

Discontinue precautions when patient has been without symptoms for **48 hours** and has had at least **1** normal or formed bowel movement

Bristol Stool Chart

Type 1		Separate hard lumps, like nuts (hard to pass)
Type 2		Sausage-shaped but lumpy
Type 3		Like a sausage but with cracks on its surface
Type 4		Like a sausage or snake, smooth and soft
Type 5		Soft blobs with clear-cut edges (passed easily)
Type 6		Fluffy pieces with ragged edges, a mushy stool
Type 7		Watery, no solid pieces. Entirely Liquid

Dr. KW Heaton, Reader in Medicine at the U of Bristol © 2001 Norgine Ltd