
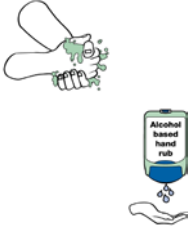



# Droplet Precautions




## In Continuing Care

In addition to Routine Practices

	<h3>Accommodation</h3> <ul style="list-style-type: none"><li>• Single room and bathroom recommended whenever possible.</li><li>• <b>Droplet Precautions sign</b> visible on entry to room or bed space.</li><li>• Room door may remain open.</li><li>• Close door if an <u>aerosol generating medical procedure</u> is in progress.</li><li>• If room-sharing:<ul style="list-style-type: none"><li>○ ensure separation of at least 2 metres between residents</li><li>○ dedicate a bathroom or commode for each resident</li><li>○ pull privacy curtains between residents</li></ul></li></ul>
	<h3>Hand Hygiene</h3> <ul style="list-style-type: none"><li>• Perform <u>hand hygiene</u> using alcohol-based hand rubs (ABHR) or soap and water as described in <u>Routine Practices</u>.</li><li>• Perform <u>hand hygiene</u>:<ul style="list-style-type: none"><li>○ before accessing and putting on facial protection</li><li>○ after taking off facial protection</li></ul></li><li>• Show residents and visitors how and discuss when to use hand hygiene products.</li></ul>
	<h3>Personal Protective Equipment: Facial (mask and eye) Protection</h3> <ul style="list-style-type: none"><li>• All staff and visitors must wear facial protection within 2 metres of the resident. <b>If you need a mask, you also need eye protection</b> (e.g., goggles, face shields, visors attached to masks).</li><li>• Perform <u>hand hygiene</u> before accessing and putting on and immediately after taking off mask and eye protection.</li><li>• Proper wearing of a mask includes:<ul style="list-style-type: none"><li>○ ensuring a snug fit over the nose and under the chin</li><li>○ molding the metal bar over the nose</li><li>○ wearing the mask with the moisture-absorbing side closest to the face</li><li>○ removing mask when leaving resident room or bed space</li><li>○ changing mask when it becomes moist</li><li>○ correct removal after use, touching only the elastic or ties</li></ul></li><li>• Prescription glasses do not meet Workplace Health and Safety regulations for eye protection.</li><li>• Clean and disinfect re-useable eye protection after each use, using AHS or facility approved products and procedures</li><li>• Discard single-use facial protection in waste container. (Refer to the <u>AHS Donning and Doffing PPE posters</u> for details on correct removal and disposal of facial protection).</li></ul>




November 2018

For more information, contact Infection Prevention and Control  
[infectionpreventioncontrol@ahs.ca](mailto:infectionpreventioncontrol@ahs.ca)

	<h3>Handling Resident Care Items and Equipment</h3> <ul style="list-style-type: none"> <li>• Use disposable care equipment when possible. Bring minimal supplies into resident rooms</li> <li>• Dedicate re-useable equipment to a single resident until <b>Droplet Precautions</b> are discontinued (e.g., thermometers, blood pressure equipment).</li> <li>• If reusable equipment cannot be dedicated to a single resident, clean and disinfect equipment between residents.</li> <li>• Rooms should contain a dedicated linen bag. Do not overfill bags. Double bag only if leaking.</li> <li>• Do not share items (e.g., puzzles, books, electronics) that cannot be cleaned and disinfected.</li> <li>• When <b>Droplet Precautions</b> are discontinued; discard single-use care equipment, reprocess reusable care items, change bed linens and cubicle curtains. Launder soiled resident clothing and any unused linens in the resident room.</li> <li>• Used meal trays and beverage dishes do not require special handling. Place on the dietary cart or in an area designated for used dishes. Disposable dishes and utensils are not required.</li> </ul>
	<h3>Ambulation Outside Room, Bed Space or Transfer</h3> <ul style="list-style-type: none"> <li>• Residents should not leave their room or bed space. Exceptions require consultation with IPC or designate.</li> <li>• If residents must leave their room, instruct them on or assist them with:             <ul style="list-style-type: none"> <li>○ performing <a href="#">hand hygiene</a></li> <li>○ putting on a procedure/surgical mask</li> <li>○ putting on clean clothing or clean housecoat</li> </ul> </li> <li>• Notify the receiving area of the need for <b>Droplet Precautions</b> before departure.</li> <li>• Transport Staff should assess the risk of spreading infection and choose clean personal protective equipment (PPE) if necessary, to handle the patient during transport and at the transport destination, using <a href="#">Point of Care Risk Assessment (PCRA)</a>. If worn Transporting staff must remove personal protective equipment if worn and perform hand hygiene at destination. (Refer to the <a href="#">AHS Donning and Doffing PPE posters</a> for details on careful removal and disposal of PPE).</li> <li>• Medical charts transported with the resident must be kept clean.</li> </ul> 

November 2018

For more information, contact Infection Prevention and Control  
[infectionpreventioncontrol@ahs.ca](mailto:infectionpreventioncontrol@ahs.ca)

	<h3>Environmental Cleaning</h3> <ul style="list-style-type: none"> <li>• All high touch surfaces in the resident's room, including bathrooms and commodes, must be cleaned at least daily.</li> <li>• Use AHS or facility approved products and procedures.</li> <li>• When <b>Droplet Precautions</b> are discontinued:             <ul style="list-style-type: none"> <li>○ clean room as per existing facility cleaning practices</li> <li>○ clean touch surfaces of resident's ambulation aides</li> <li>○ change privacy curtains.</li> </ul> </li> <li>• Refer to Environmental Services cleaning schedules and practices.</li> </ul>
	<h3>Visitors</h3> <ul style="list-style-type: none"> <li>• Encourage visitors to perform <u>hand hygiene</u>.</li> <li>• Show family or visitors how to put on and take off facial protection.</li> <li>• More information can be found on visitor PPE <u><a href="#">here</a></u></li> </ul> 

November 2018

For more information, contact Infection Prevention and Control  
[infectionpreventioncontrol@ahs.ca](mailto:infectionpreventioncontrol@ahs.ca)