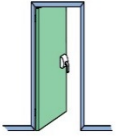





Suspect/Confirmed Hemorrhagic Fever (Ebola) Contact and Droplet Precautions




In addition to Routine Practices

Infection Prevention and Control (IPC) & Workplace Health and Safety (WHS)

	<h2>Accommodation</h2> <ul style="list-style-type: none"> • Single room and dedicated bathroom is required. • Contact and Droplet Precautions sign visible on entry to room. • Room door to remain closed to limit access to room. • Maintain a log of all persons who enter the room.
	<h2>Hand Hygiene</h2> <ul style="list-style-type: none"> • Perform hand hygiene using alcohol-based hand rub (ABHR) or soap and water as described in Routine Practices. • Use plain soap and water when: <ul style="list-style-type: none"> ○ hands are visibly soiled; ○ caring for patients¹ with diarrhea and/or vomiting. • Perform hand hygiene: <ul style="list-style-type: none"> ○ before accessing clean PPE from the supply cart as outlined in PPE Requirements for Suspect/Confirmed Ebola Virus Disease.
	<h2>Point of Care Risk Assessment (PCRA)</h2> <p>PPE is required before contact with the suspect/confirmed patient.</p> <ul style="list-style-type: none"> • Note any possible contact you may have with blood or body fluids (e.g. coughing, bleeding, runny nose, or soiled clothing, equipment or environment); • Refer to PPE Requirements for Suspect/Confirmed Ebola Virus Disease for appropriate personal protective equipment (PPE) before providing care.
	<h2>Personal Protective Equipment</h2> <ul style="list-style-type: none"> • Refer to the PPE Requirements for Suspect/Confirmed Ebola Virus Disease for details on donning and careful removal and disposal of PPE. • A PPE Buddy staff member will support and assist with correct PPE • Donning Personal Protective Equipment <ul style="list-style-type: none"> ○ Gown Donning for Suspected/Confirmed VHF (Ebola) ○ Coveralls Donning for Suspected/Confirmed VHF (Ebola) • Doffing Personal Protective Equipment <ul style="list-style-type: none"> ○ Gown Doffing for Suspected/Confirmed VHF (Ebola) ○ Coveralls Doffing for Suspected/Confirmed VHF (Ebola) • Buddy PPE is only be utilized for assisting HCW and not to perform patient care. <ul style="list-style-type: none"> ○ Buddy Donning ○ Buddy Doffing



¹ Patients are all persons who receive or have requested health care or services.
The terms “client” or “resident” may also be used, depending on the health care setting.

Suspect/Confirmed Hemorrhagic Fever (Ebola) Contact Precautions | 2

	<h3>Handling Patient Care Items and Equipment</h3> <ul style="list-style-type: none"> • Use disposable patient equipment when possible. • Dedicate re-useable equipment for a single patient use only, until discharge (e.g. thermometers, blood pressure equipment). • If reusable equipment cannot be dedicated for a single patient use, clean and disinfect it in consultation with IPC before it leaves the room. • Used cutlery meal and beverage dishes are to be discarded in biomedical waste after use. Use disposable dishes and utensils where available. • Handle soiled or used linens with minimal agitation and place directly in biomedical waste containers. All soiled linens will be disposed of as biomedical waste. • Any toys, electronics, books or other personal items must remain in the patient room. • After patients are discharged, discard all disposable equipment in biomedical waste containers. All critical, semi-critical and non-critical reusable equipment may only be removed from the room after consultation with AHS IPC.
	<h3>Patient Transfer</h3> <ul style="list-style-type: none"> • Patients to leave the room for essential purposes only. Notify receiving department of patient status and requirement for Ebola precautions. • Transport staff must perform a Point of Care Risk Assessment (PCRA). • See PPE Requirements for Suspect/Confirmed Ebola Virus Disease. • Wear PPE during transport and remove PPE immediately after transport is complete. Ensure transport takes place in a manner that minimizes patient contact with other persons. • Patient must clean hands, wear a clean gown (or sheet/blanket) and wear surgical/procedure mask for any transport out of room.
	<h3>Environmental Cleaning</h3> <ul style="list-style-type: none"> • Follow PPE Requirements for Suspect/Confirmed Ebola Virus Disease prior to cleaning the room. • Cleaning equipment is to be dedicated to the room. • Room surfaces and equipment cleaning/disinfection is required on a twice daily basis or more frequently if directed by IPC using AHS approved disinfectants containing bleach (sodium hypochlorite) or hydrogen peroxide. Follow Environmental Services (ES) Protocol Occupied Patient Cubicle (Isolation). Discard all used cleaning cloths and mop heads in the biomedical waste container in room. • After discharge, isolation room will be cleaned using ES Discharge – Transfer Isolation protocol. • Replace privacy curtains.

¹ Patients are all persons who receive or have requested health care or services. The terms “client” or “resident” may also be used, depending on the health care setting.

Suspect/Confirmed Hemorrhagic Fever (Ebola) Contact Precautions | 3

	<h3>Visitors</h3> <ul style="list-style-type: none">• Visitors must follow PPE Requirements for Suspect/Confirmed Ebola Virus Disease if they enter the room.• Keep the number of visitors to a minimum.
	<h3>Waste and Sharps Handling</h3> <ul style="list-style-type: none">• Patient room shall contain dedicated biomedical waste containers.• All waste is to be discarded in biomedical waste containers in room.• Dispose of sharps immediately after use in a puncture-proof, biohazard container.• Do not overfill waste or sharps container.• All waste containers removed from the room will be first disinfected with AHS approved disinfectants containing bleach (sodium hypochlorite) or hydrogen peroxide.• Remember: New Needle, New Syringe, Every Time! <p>Follow Ebola Waste Management Recommendations.</p>

¹ Patients are all persons who receive or have requested health care or services.
The terms “client” or “resident” may also be used, depending on the health care setting.