







Visiting Central Alberta Cancer Centre

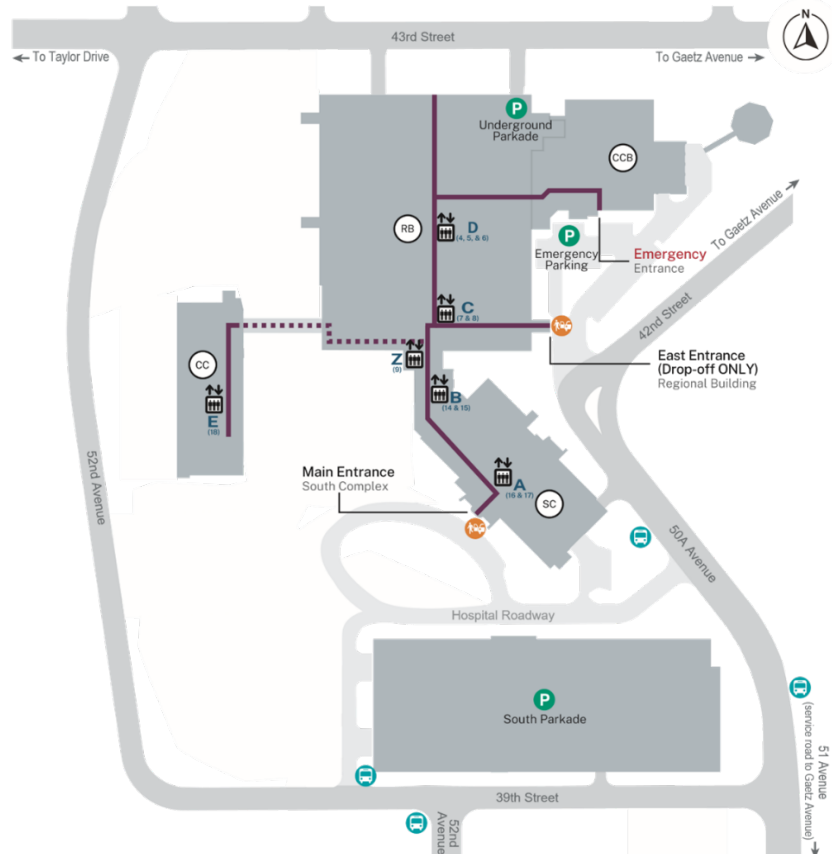
Red Deer Regional Hospital Centre Site Map

Legend

-  Elevator
-  Parking
-  Bus stop
-  Public Corridor
-  Cancer Centre Corridor
-  Drop-off / Pick-up

Building Legend

-  Regional Building
-  Critical Care Building
-  South Complex
-  Cancer Centre



Use the Best Site Entrance

- Use the Main Hospital Entrance or East Entrance.
- Arriving from Taylor Drive, head east on 43rd Street. Turn right onto Gaetz Avenue. Turn right onto 42nd Street. Continue to 50A Avenue. Turn right onto the Hospital Roadway.
- Arriving from Gaetz Avenue heading north, turn left onto 36 Street, turn right onto 51 Avenue. Continue to 50A Avenue. Turn left onto the Hospital Roadway.
- Arriving from Gaetz Avenue heading south, turn on 42nd Street. Continue to 50A Avenue and turn right onto the Hospital Roadway.

Parking

- The Underground Parkade is the best parking option. Entry available from 43rd Street.
- If parking is unavailable in the Underground Parkade, then use South Parkade accessible through the Hospital Roadway.

Drop-off & Pick-up

- Drop-off & pick-up is available at the East Entrance and at the Main Entrance.
- 30 minutes parking stalls available for drop-off & pick-up in the South Parkade, Underground Parkade, and by the East Entrance Parking lot.

Getting to the Cancer Centre from Underground Parkade

- From the parkade, use the parkade elevator (Elevator C) to get to the Lower Level (LL). Enter the Regional Building Lower Level.
- From the elevator bank, turn left down the main hallway.
- Take the Cancer Centre Corridor up ahead on your right to arrive at the lower level of the Cancer Centre.
- Take Elevator E to access the main level of the Cancer Centre.

Getting to the Cancer Centre from South Parkade / Main Hospital Entrance

- From the South Parkade, cross the Hospital Roadway towards the Main Entrance.
- Enter the Main Entrance, turn left and follow the corridor towards the Regional Building.
- Transfer to the Lower Level to access the Cancer Centre Building. Take Elevator Z to the Lower Level (LL).
- Take the Cancer Centre Corridor up ahead to arrive at the lower level of the Cancer Centre.
- Take Elevator E to access the main level of the Cancer Centre.

Getting to the Cancer Centre from East Entrance

- Enter the Regional Building Main Level. Take parkade elevator (Elevator C) to the Lower Level (LL). From the elevator bank, turn left down the hallway.
- The Cancer Centre Corridor will be up ahead on your right follow this to arrive at the Cancer Centre on the Lower Level.
- Take Elevator E to access the main level of the Cancer Centre.