






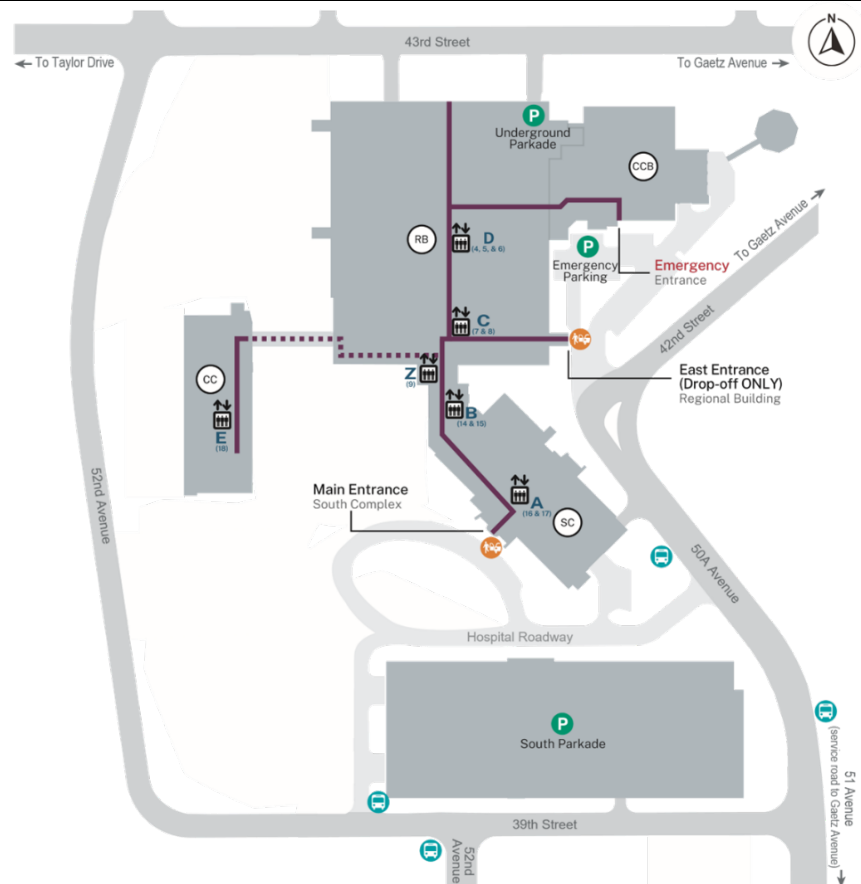


**Red Deer Regional Hospital Centre
Site Map**
Legend

-  Elevator
-  Parking
-  Bus stop
-  Public Corridor
-  Cancer Centre Corridor
-  Drop-off / Pick-up

Building Legend

-  Regional Building
-  Critical Care Building
-  South Complex
-  Cancer Centre


Use the Best Site Entrance

- Use the East Entrance.
- Arriving from Taylor Drive, head east on 43rd Street. Turn right onto Gaetz Avenue. Turn right onto 42nd Street. Turn right onto the Hospital Roadway closest to the Emergency Department.
- Arriving from Gaetz Avenue heading north, turn left onto 36 Street, turn right onto 51 Avenue. Continue to 50A Avenue. Continue straight onto the Hospital Roadway closest to the Emergency Department
- Arriving from Gaetz Avenue heading south, turn on 42nd Street. Continue to 50A Avenue and turn right onto the Hospital Roadway.

Parking

- The Underground Parkade is the best parking option. Entry available from 43rd Street.
- If parking is unavailable in the Underground Parkade, then use the South Parkade accessible through the Hospital Roadway.

Drop-off & Pick-up

- The East Entrance is the best option. Accessible through the Hospital Roadway.
- Drop-off & Pick-up also located at the Main Entrance.

Getting to the Critical Care Building from Underground Parkade

- From the Underground Parkade, use the parkade elevator (Elevator C) to get to the 2nd floor.
- Enter the 2nd floor of the Regional Building.
- From the elevator bank, turn right, follow the signs to Critical Care.
- Turn right down the corridor indicated as Intensive Care.

Getting to the Critical Care Building from South Parkade

- From the South Parkade, cross the Hospital Roadway towards the Main Entrance.
- Enter the Main Entrance, turn left and follow the corridor towards the Regional Building.
- Enter the Regional Building and follow signs to Elevator D.
- Take Elevator D to the 2nd floor.
- From the elevator bank, turn right, follow signs to Critical Care.
- Turn right down the corridor indicated as Intensive Care.