

Find out more details about services and spaces including locations and opening hours at: ahs.ca/arthurchild



Patient services

Filling prescriptions



The Outpatient Pharmacy provides **only cancer treatment** medications. It is on the Main Floor. Fill any other prescriptions at your regular pharmacy.

Mon — Fri 9am – 5pm	Main Floor	Phone: 587-231-6006
------------------------	---------------	------------------------

Blood work



Have your blood work done at your local lab. To book an appointment, go to albertaprecisionlabs.ca. If you need to have blood work at the cancer centre, a lab is available. Talk to your healthcare provider.

Supportive care services

Services like psychology, social work, physical therapy, and more are available.

To find out more visit ahs.ca/cancersupportivecare or scan the QR code.



Interpreters

Language translation is available. Ask your care team for more information.

Where to eat and shop

- Red Thread Gift Shop (Main Floor).
- Food court with Tim Hortons and other food options (Main Floor).
- Vending machines (Main Floor and Floor 2).
- Phil & Sebastian Coffee and Grab & Go (Floor 2).
- Starbucks (We Proudly Brew) and Grab & Go (Floor 5).
- Water bottle fill stations are found in many areas of the building.

Patient and family spaces

Here are some areas in the cancer centre for patients, family, and friends:

- 3 outdoor courtyards (Lower Courtyard and Main Floor).
- Knowledge Resource Service (Library) (Main Floor).
- Quiet Space (Lower Courtyard).
- Sacred Space (Main Floor).
- Indigenous Family Room (Main Floor).
- Rooftop Terrace (Floor 8).

Staying connected

Free wifi is available. Use network: **healthspot** to get connected.

If you need to charge your devices, there are plug-ins in the waiting spaces on each level and in each patient room.

At Arthur Child, we are here to support you.

In addition to what you find in this brochure, other patient education resources can be found at cancercarealberta.ca.

For indigenous resources visit ahs.ca/cancerindigenous or scan the QR code.



If you have recently received a cancer diagnosis, you may find the **Newly Diagnosed With Cancer** book helpful.

Get a printed copy from your care team, or scan the QR code.



Gen Info | Getting to Know | AC | 2024 | CPE-P0090



©2024 Alberta Health Services, Cancer Care Alberta



Information for
patients & families

Getting to Know Your Arthur J.E. Child Comprehensive Cancer Centre (Arthur Child)



3395 Hospital Drive NW
Calgary, Alberta T2N 5G2

587-231-3100 (main switchboard)
1-844-465-6330 (toll-free)

General Information



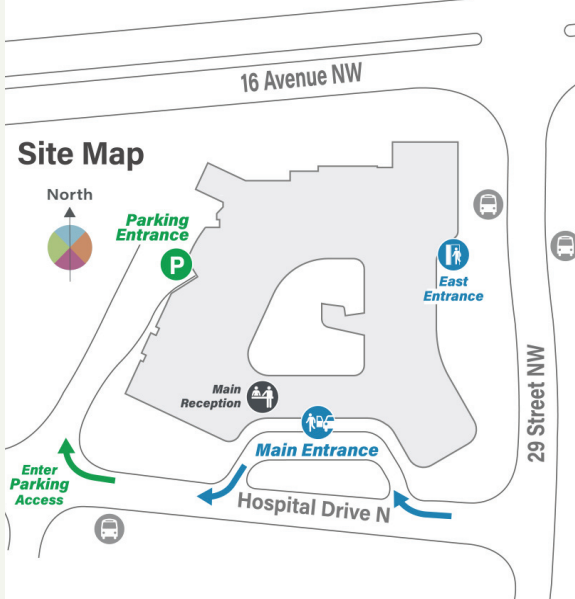
Welcome to Arthur Child

Patients are the heart of the cancer centre.

To learn more about the cancer centre scan the QR code or visit ahs.ca/arthurchild




Getting here



Visit ahs.ca/fmcparking or scan QR code for more information on how to get here:



Drop off and pick up

 There are 6 drop off and pick up stalls at the Main Entrance.



Volunteer drivers

If you need a ride to your treatment appointment, the Canadian Cancer Society has volunteers who drive patients. ☎ 1-800-263-6750

Calgary Transit

You can also use public transportation to get to the cancer centre.

Plan your trip:

 visit calgarytransit.com or
 call 403-262-1000

Parking

P There is underground parking at the cancer centre. Go down Hospital Drive and turn right at the first set of lights. Then use the ramp to your right down to the parkade.

To help you find your vehicle, remember the:

- **Floor number** where you parked.
- **Colour** (green, blue, or orange) where you parked.
- **Colour of the elevator** you used.

Parking elevators

Parking elevators **only** take you to the **Lower Courtyard and Main Floor**. If you are going to Floor 2 or higher, you must get off the parking elevator on the main floor and take a **different set** of elevators.

How do I pay for parking?



You can pay **or** add extra time to your parking by using:

- Any pay station machine. These are located in the elevator lobbies or on the Main Floor. Or,
- The free app “**AHS Parking**” (download from the App Store or Google Play). **Zone code is: 6017**

Weekly or monthly parking passes are available at the Foothills Medical Centre **Central Parking Office**. Ask your care team for more details.

Finding your way

These resources can help you find your way around the cancer centre:

- **Volunteers** — find them wearing red vests.
- **Site maps** — found near the parking elevators on the Main Floor.
- **Directory** — found at every elevator.



Checking in

Go to the area listed on your appointment letter. Your treatment appointments may be in a different location from your clinic appointments.

What to bring:

- ☐ Photo ID and health care card.
- ☐ List of your medications.
- ☐ Any medications you might need to take during your visit.

Other helpful things to bring:

- ☐ Something to do like a book, phone, or tablet.
- ☐ Something to eat and drink or money to buy something.
- ☐ Your Newly Diagnosed book. If you don't have one, you'll get one at your first appointment.
- ☐ List of questions.
- ☐ Family member or friend if possible. There is a lot of information at your appointments. It helps to have someone else listen.
- ☐ Something to record what is said during your appointment like a notebook or your smartphone with the **My Care Conversations** app.



My Care Conversations App

A safe way of recording conversations with your healthcare team.

Download it free from the App Store or Google Play.