

Searching for your Training Track on My Learning Link (MLL)

Once you have logged into MLL

1. Select Courses & Registration.
2. In the Search field at the top enter "CMIO 'Your Training Track' (noted above) ILT" (e.g. CMIO Emergency Medicine ILT).
3. Select 'Search'.
4. Select your training track ILT, you will see a list of classes available to register in.
5. Register for the class that fits your schedule. Select Courses & Registration.

mylearning LINK

Welcome Dianne Aker

MyLearningLink St Centre

Learning Home <

Courses & Registration 1

Course Calendar

My Information <

Reports <

Resource Library

Help

Scanner

Logout

Courses & Registration

The search function looks for a character-by-character match. For the best search results, choose a keyword specific to the course. For example, if the course name is Annual Continuing Education the term Secure.

Search 2 CMIO Emergency Medicine ILT

Start Date (MM/dd/yyyy) [calendar icon] End Date (MM/dd/yyyy) [calendar icon]

Search By Category Choose Categories

Search By Role Choose Roles

Search By Location Choose Locations

Search By Zone Choose Zones

Search By Site Choose Sites

List all Online Classroom Blended Other

3 Search Clear Search Filters Last Search Result

Learning Home

Courses & Registration

Course Calendar

My Information <

Reports <

Resource Library

Help

Scanner

Logout

Courses & Registration

The search function looks for a character-by-character match. For the best search results, choose a keyword specific to the course. For example, if the course name is Annual Continuing Education the term Secure.

Search CMIO Emergency Medicine ILT

Start Date (MM/dd/yyyy) [calendar icon] End Date (MM/dd/yyyy) [calendar icon]

Search By Category Choose Categories

Search By Role Choose Roles

Search By Location Choose Locations

Search By Zone Choose Zones

Search By Site Choose Sites

List all Online Classroom Blended Other

Search Clear Search Filters Last Search Result

4 Epic - CMIO Emergency Medicine ILT

Search Clear Search Filters Last Search Result

Epic - CMIO Emergency Medicine ILT

Mobile Ready - Not Applicable
Description - In this course you will learn Epic functionality to perform key inpatient/outpatient physician tasks including: admitting, rounding, consulting, discharging and transfer, office visits and procedural visits.

Course Objectives - Following Completion of this course, you will:

1. Describe, define and differentiate between relevant terminology, tools and workflows within the Connect Care (Epic) system;
2. Demonstrate knowledge of role specific tasks and workflows and select the appropriate action as it pertains to navigating within online Connect Care computer system (Epic);
3. Search, validate, and evaluate information within the system and apply it to patient and family care and safety;
4. Select, evaluate, and utilize appropriate system tools to support and provide patient centered care.



Target Audience - Physicians/Providers who are in Emergency Medicine or Urgent Care.

Learner Contact - help.cmio@ahs.ca

Additional Information - If you believe you have been assigned this course in error, please discuss with your Zone Medical Affairs Office.

Course Requirements - It is **essential** that learners access any required eLearning courses prior to attending any Instructor Led (in classroom) Training.

Course Prerequisites - None **Certificate Prerequisites** - None

Session	Date	Location	Site	Details	Enrolment
 10097	Mon Jan 4, 2021 4:00PM - Mon Jan 4, 2021 9:00PM	Zoom	Zoom for learners in Calgary Zone	Session Details	2 out of 6 5 Register
 10092	Mon Jan 4, 2021 4:00PM - Mon Jan 4, 2021 9:00PM	Grande Prairie	Queen Elizabeth II Hospital (10409 - 98 Street)	Session Details	0 out of 12 Register

Register for the class that fits your schedule.

Search Clear Search Filters Last Search Result

Epic - CMIO Emergency Medicine ILT

Mobile Ready - Not Applicable
Description - In this course you will learn Epic functionality to perform key inpatient/outpatient physician tasks including: admitting, rounding, consulting, discharging and transfer, office visits and procedural visits.

Course Objectives - Following Completion of this course, you will:

1. Describe, define and differentiate between relevant terminology, tools and workflows within the Connect Care (Epic) system;
2. Demonstrate knowledge of role specific tasks and workflows and select the appropriate action as it pertains to navigating within online Connect Care computer system (Epic);
3. Search, validate, and evaluate information within the system and apply it to patient and family care and safety;
4. Select, evaluate, and utilize appropriate system tools to support and provide patient centered care.





Target Audience - Physicians/Providers who are in Emergency Medicine or Urgent Care.

Learner Contact - help.cmio@ahs.ca

Additional Information - If you believe you have been assigned this course in error, please discuss with your Zone Medical Affairs Office.

Course Requirements - It is **essential** that learners access any required eLearning courses prior to attending any Instructor Led (in classroom) Training.

Course Prerequisites - None **Certificate Prerequisites** - None

Session	Date	Location	Site	Details	Enrolment	Roles
5  10097	Mon Jan 4, 2021 4:00PM - Mon Jan 4, 2021 9:00PM	Zoom	Zoom for learners in Calgary Zone	Session Details	2 out of 6	Roles not met
 10092	Mon Jan 4, 2021 4:00PM - Mon Jan 4, 2021 9:00PM	Grande Prairie	Queen Elizabeth II Hospital (10409 - 98 Street)	Session Details	0 out of 12	Roles not met
 10098	Tue Jan 5, 2021 4:00PM - Tue Jan 5, 2021 9:00PM	Zoom	Zoom for learners in Calgary Zone	Session Details	0 out of 6	Roles not met
 10114	Wed Jan 6, 2021 4:00PM - Wed Jan 6, 2021 9:00PM	Airdrie	Airdrie Community Health Centre (604 Main Street S)	Session Details	3 out of 4	Roles not met