

Infection Prevention & Control

New Location for Antibiotic Resistant Organism (ARO) Flag Location in Meditech

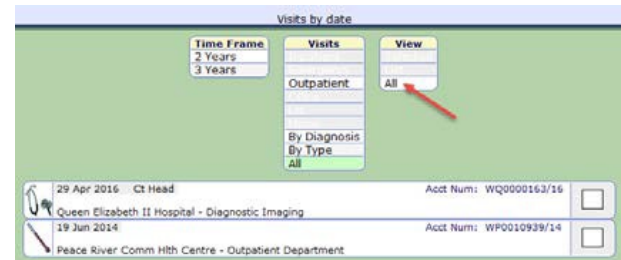
What is changing?

AHS Infection Prevention & Control and the IT Clinical Support Team are implementing a consistent process for Antibiotic Resistant Organism (ARO) flagging/alerts across the Central, South and North zones to improve access to patient ARO information in Meditech.

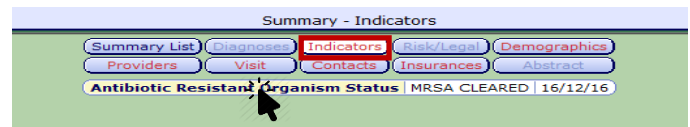
ARO flags include alerts for patients carrying particular resistant organisms: Methicillin-resistant *staphylococcus aureus* (MRSA), Vancomycin-resistant enterococcus (VRE), and Carbapenemase producing organism (CPO).

Where is the ARO viewed in Meditech?

Once IPC has entered the ARO status in Meditech, it is viewable in the EMR. Once you are in the EMR, the list of patient's visits will display. Select view "All" visits to load the Summary page.



The ARO Flags will be located on the **Indicators** tab on the Summary page



Select **Antibiotic Resistant Organism Status** to view the details

Antibiotic Resistant Organism Status - History				
Date	Time	Result	Recorded By	
16/12/16	10:00	MRSA CLEARED	Wendy L Taks	
14/12/16	10:56	MRSA POSITIVE	Wendy L Taks	

What are the different types of flags?

These are the different ARO flags that may display:

If a patient is positive for more than one ARO, separate entries will be made for each. This allows each ARO to be cleared independently, until ALL CLEARED

ALL CLEARED
CPO CLEARED
CPO POSITIVE
ENTRY ERROR
MRSA CLEARED
MRSA POSITIVE
OTHER ORGANISM CLEARED
OTHER ORGANISM POSITIVE
VRE CLEARED
VRE POSITIVE

Why is this being done?

All former health regions are currently using different ARO flagging processes and information is not crossing between the zones. In other words, information entered is not viewable by all. This new flagging system allows for the ARO information to be seen by all Meditech users.

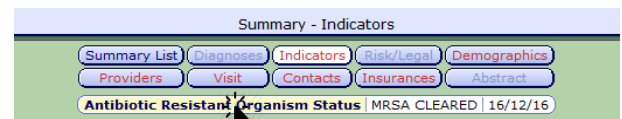
When will the new flag location be ready?

In phases, Infection Prevention and Control Professionals in each area will transfer all current ARO flags into the new location of Meditech. The ARO status will be viewable in the new location as per the table below:

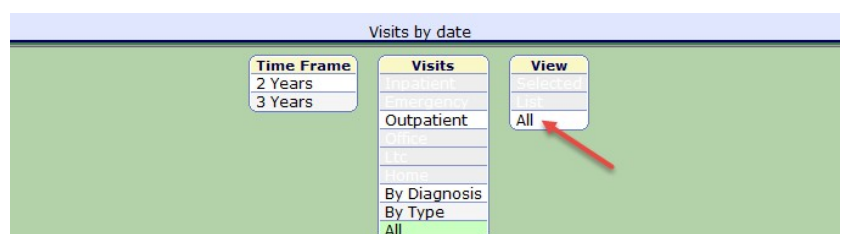
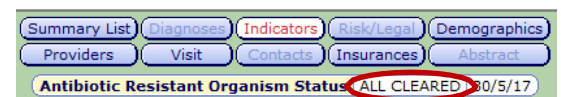
Former Region	IPC enters current ARO Status into Meditech	ARO status viewable in Meditech
Group 1: East Central Health	June 12-15	June 16
Group 2: Chinook & Aspen Health	June 26-28	June 29
Group 3: David Thompson & Northern Lights Health	August 15-18	August 19
Group 4: Palliser & Peace Country Health	August 22-25	August 26

What are the key points I need to know as a viewer of these ARO flags?

- In the EMR, the order of entries is important. You will need to look at all entries to get the full picture
- In EMR, the Antibiotic Resistant Organism Status will only show the last entry
 - It is always best practice to look at all entries (ie. the full ARO picture for the patient)
 - For the full picture, click on the yellow Antibiotic Resistant Organism Status box
- To easily identify if a patient has been cleared of ALL AROs, look for the ALL CLEARED as the last entry. If you don't see ALL CLEARED, the patient is still positive for at least one ARO
- Select "ALL VISITS" in EMR to view the Indicators tab



Date	Time	Result	Recorded By
16/12/16	10:00	MRSA CLEARED	Wendy L Taks
14/12/16	10:56	MRSA POSITIVE	Wendy L Taks



- If you were receiving alerts or print outs in specific reports/forms with the ARO information, this will continue. Please consult IPC immediately, if the ARO information has stopped flowing into specific reports/form.

When should the patient be on additional precautions in acute care units?

- Follow your usual site processes for isolating ARO positive patients. Patients may have more than one ARO, so it's important to consult all entries in the Antibiotic Resistant Organism Status.

What is Entry Error?

- On rare occasions, an error may occur with an entry into Meditech. ENTRY ERROR will be used to indicate that the previous entry was an error.
 - If the last entry on the record is an ENTRY ERROR, you can consider the patient as ARO negative.
 - Once selected, the details of the ENTRY ERROR will display
- If you see any entry in **Indicators** tab other than ALL CLEARED or ENTRY ERROR, consider the patient as ARO positive.



For more information contact your local [Infection Control Professional](#).