



Special Situations when Collecting essentials







Remember

- No matter what the situation is, make sure the Alberta Newborn Screening Lab receives the infant's blood spot card (requisition).

For more information

visit www.ahs.ca/newbornscreening

Staff Education

-  Talking with Parents
-  Collecting
-  Special Situations when Talking with Parents
-  Collecting the Blood Spots

Clinical Policy Suite

Newborn Blood Spot Screening Sample Collection Procedure

IF...

THEN...


the infant is being **adopted**

- use the infant's identity at the time of collection to fill out the blood spot card
- use either the birth mother's identity or adoptive mother's identity based on information linked to infant's identity at the time of collection
- **do not combine birth and adoptive identities** on the blood spot card
- arrange to collect the blood spots as usual

the infant is **deceased**

- write "NEONATAL DEATH" on the blood spot card
- fill out the blood spot card as much as possible
- send the card to the Alberta Newborn Screening Lab
- document in the infant's health record that the blood spot card was filled out and sent to the Alberta Newborn Screening Lab

the infant is in the care of **Children's Services** (for example, apprehended, temporary guardianship order, permanent guardianship order)

- the most responsible health practitioner (MRHP)*, usually a nurse, is responsible for working with Children's Services to get consent from someone with appropriate legal authority to collect the infant's blood spots. For more information about getting consent, see the *Talking with Parents summary* 
- fill out the blood spot card with the infant's birth information (e.g., birth name, birth demographics, birth ULI, birth parent information)
- write "INFANT IN CARE OF CHILDREN'S SERVICES" on the blood spot card
- arrange to collect the blood spots as usual

* The MRHP is the health practitioner who has responsibility and accountability for treatments and procedures provided to an infant



IF...	THEN...
the physician does not allow the infant to participate in the newborn blood spot screen	<ul style="list-style-type: none">• write “PHYSICIAN REFUSAL” on the blood spot card and send the card to the Alberta Newborn Screening Lab• document in the infant’s health record the clinical reasons (i.e., the infant is medically unstable) why the physician refused the newborn blood spot screen, that the blood spot card was filled out and that it was sent to the Alberta Newborn Screening Lab
the infant’s heel is not accessible (e.g., bilateral casts, foot deformity)	<ul style="list-style-type: none">• consult with the infant’s physician or midwife• make sure the blood spots are collected using a venipuncture at a neonatal or pediatric venipuncture laboratory site
the infant was a surrogate birth (born to a gestational carrier)	<ul style="list-style-type: none">• fill out the blood spot card with the infant’s current information (i.e. the information available in the infant’s health record at the time of collection)• arrange to collect the blood spots as usual

Other special situations

For other special situations involving newborn blood spot screening, see *Special Situations when Talking with Parents essentials*

