



Following Up on Infants essentials






Remember

- The consent process needs to be followed for both
 - collecting the blood spots the first time and
 - collecting the blood spots again.

For more information

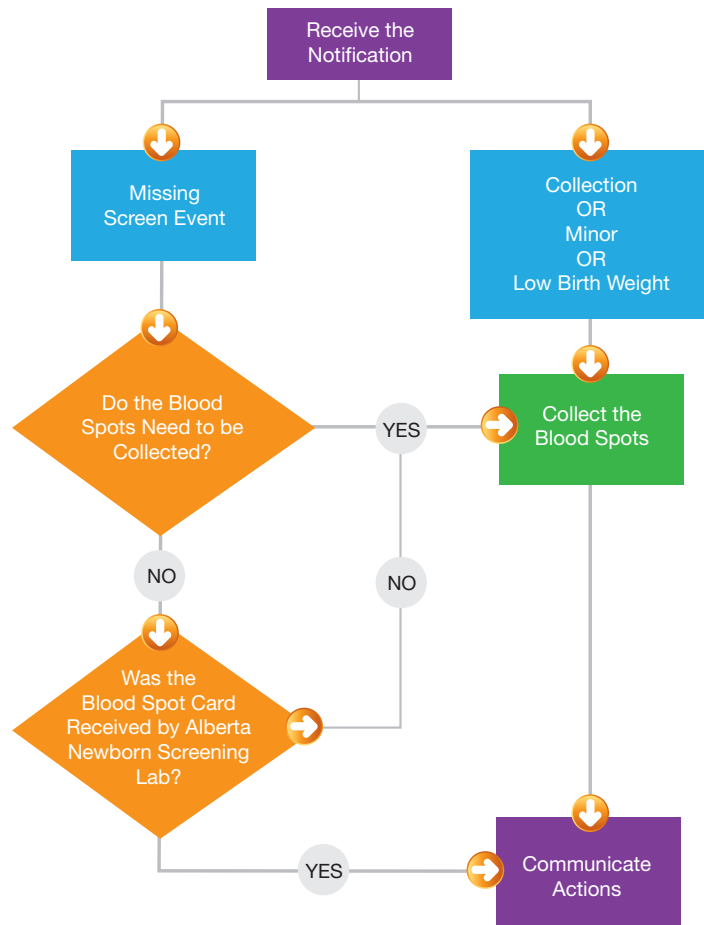
visit www.ahs.ca/newbornscreening

Staff Education

-  Following Up
-  Using the Parent Information Sheets
-  Collecting the Blood Spots
-  Finding the Family
-  Special Situations when Following Up

Clinical Policy Suite

Newborn Blood Spot Screening Follow-up Procedure



Deciding how to follow up

For more information on deciding how to follow up see “Finding out if the blood spots need to be collected”, “For infants who need blood spots collected or collected again” below.

Finding out if the blood spots need to be collected

- check the infant’s health record or notice of birth to see if the blood spots need to be collected
- check Netcare to see if the infant’s screen results have been reported (under “chemistry”)
- if the blood spots **were not collected**, arrange to collect the infant’s blood spots according to your zone’s practices (and see “For infants who need blood spots collected or collected again” below)



- if the blood spots **were collected**, find out when the blood spots were collected
 - check that there has been enough time (2-3 days) for the blood spot card to be transported from the site where the blood spots were collected to the Alberta Newborn Screening Lab
 - call the client response line to see if the Alberta Newborn Screening Lab received the blood spot card at 780-407-7484
 - if the Alberta Newborn Screening Lab **received** the blood spot card, **don't** arrange to collect the infant's blood spots again
 - if the Alberta Newborn Screening Lab **did not receive** the blood spot card
 - arrange to collect the infant's blood spots again according to your zone's practices (and see "For infants who need blood spots collected or collected again" below)
 - if possible, find out why the Alberta Newborn Screening Lab didn't get the infant's blood spot card
- document your actions using the Missing Screen Event Investigation Tool and/or a narrative in the infant's health record (depending on your zone's practices)
- communicate your actions to the Alberta Newborn Screening Program (ANSP)

For infants who need blood spots collected or collected again

- find the infant 📍
- talk with the parent about collecting the blood spots (consent process), see the *Using the Parent Information Sheets essentials* 🗨️
- for **collection notification** and **minor notification**, arrange the infant's blood spot collection according to your zone's practices within 96 hours of notification generation date (with the notification generation date counting as the first day) 📅
- **if** the infant is one of a multiple birth set and has borderline result, see the *Special Situations when Following Up essentials* 🌟
- for **low birth weight** infants (less than 2000 grams at birth), arrange to collect the blood spots again when the infant is between 21 and 28 days old (504 and 672 hours)
- for **preterm** infants (less than 37 weeks gestational age at birth) another sample may need to be collected when the infant is between 21 and 28 days old (504 and 672 hours)
 - if follow up is required a notification will be sent to collect the blood spots again
- document your actions in the infant's health record
- communicate your actions to the ANSP

For more details

See the ANSP resources about following up on infants, available through www.ahs.ca/newbornscreening (click on *Information For Health Professionals* then *Collection Resources*)

- Resolving Missing Screen Event (MSE) Algorithm
- Missing Screen Event Investigation Tool
- Notification Action Form Overview

