



Special Situations when Talking with Parents essentials




Remember

- No matter what the situation is, make sure the Alberta Newborn Screening Lab receives the infant's blood spot card (requisition).
- Use the Alberta Newborn Screening Program (ANSP) parent information sheet *Additional Information for Parents* if a parent has any special concerns.

For more information

visit www.ahs.ca/newbornscreening

Staff Education

-  Talking with Parents
-  Parent Refusal
-  Special Situations when Collecting

Parent Info

Additional Information for Parents

Clinical Policy Suite

Newborn Blood Spot Screening Sample Collection Procedure

IF . . . THEN . . .


the parent asks to have **personal information removed** from the ANSP Application

- tell the parent that removing information that identifies them or their baby from the ANSP Application is possible **after** all testing their baby needs is completed and the screen results are reported
- arrange to collect the blood spots as usual
- have the parent go to www.ahs.ca/newbornscreening (click on *Information for Health Professionals*, then Collection Resources) or call Health Link by dialing 811 to get the *Removal of Personal Information from the Alberta Newborn Screening Program (ANSP) Application* form. The parent can fill out and send in this form to request removal of personal information from the ANSP Application
- document in the infant's health record that the parent asked to have personal information removed from the ANSP Application and that you referred them to www.ahs.ca/newbornscreening or Health Link to get the *Removal of Personal Information from the Alberta Newborn Screening Program (ANSP) Application* form


the parent requests the **blood spot card be returned**

- tell the parent that their baby's blood spot card can be returned after all testing is completed and the screen results are reported, and to talk to their doctor or midwife about requesting the return of the blood spot card (information for doctors and midwives can be found through www.ahs.ca/newbornscreening)
- arrange to collect the blood spots as usual
- document in the infant's health record that the parent asked to have their baby's blood spot card returned and that you referred the parent to their doctor or midwife

the parent asks for **partial screening**

- tell the parent that they can't choose which of the treatable conditions their baby is screened for because all 22 conditions are screened together at the same time
- arrange to collect the blood spots as usual unless the parent refuses newborn blood spot screening 
- document in the infant's health record that the parent asked for partial screening

the parent asks for **additional screening**

- tell the parent to talk to their doctor or midwife about having their baby screened for additional conditions
- arrange to collect the blood spots as usual unless the parent refuses newborn blood spot screening 
- document in the infant's health record that the parent asked for additional screening and that you referred them to their doctor or midwife

Other special situations

For other special situations involving newborn blood spot screening, see the *Special Situations when Collecting essentials* 

