

Quick Guide to Zoom Meetings Application (iOS)


The Zoom application is now available on your AHS Bedside tablet. With Zoom, you can connect with family and friends virtually. This guide will walk you through the basic steps to join Zoom meetings and to create your own meeting.

You can also learn more about Zoom Meetings, by going to support.zoom.us.

Option A: Join Zoom meeting with ID Number.

You can join a Zoom meeting without a Zoom account if you were given a Meeting ID number by the Host.

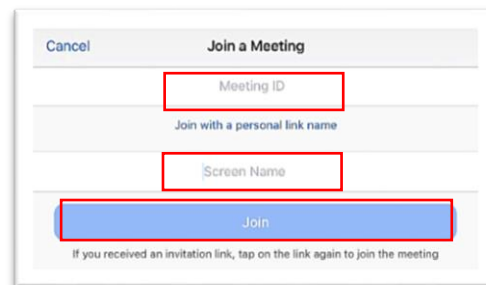
1. From the iPad's home screen, tap on the **Zoom** icon to open the application.



2. Tap on **Join a Meeting**.



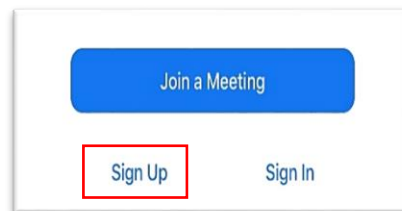
3. Enter the Meeting ID Number.
4. Enter a Screen Name (i.e. your name).
5. Tap **Join**.



Option B: Join Zoom meetings with Sign In

You can sign in to Zoom Meetings with a Zoom, Google, or Facebook account and access all the Zoom features. When you sign in, you can join meetings and create your own meetings.

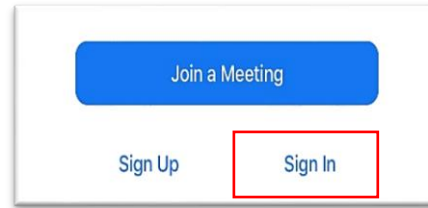
1. Sign in with a Zoom account
 - a. Tap on **Sign Up** to create a new Zoom account.
 - Enter your email address
 - Agree to the Zoom terms and conditions for use.
 - Check your email to activate your Zoom account.
 - Create a password.



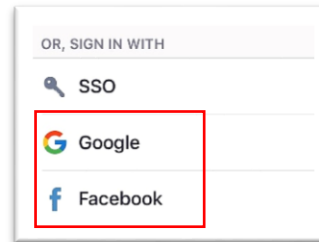
AHS ZOOM

Healthy Albertans.
Healthy Communities.
Together.

- b. Tap **Sign In** to join with your Zoom account.
 - Enter the email address and password for your Zoom account.

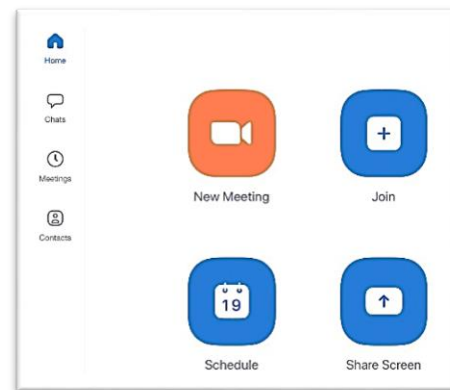


2. Sign in with Google or Facebook account.
 - o Follow the prompts to enter your Google or Facebook login information.



3. After signing in, the Zoom Home page displays. Select and tap on the icon from the menu to:

- o Start a New Meeting
- o Join a Meeting
- o Schedule a Meeting
- o Share Screen




Create your own Meeting

When you sign in to Zoom, you can create your own meeting and invite others to join.

Tap on **New Meeting** to create an instant meeting.

You can also schedule a meeting for a future date and time by choosing **Schedule**.

Invite others to join your meeting by giving them your meeting ID number. You can find the meeting ID number on the **Meetings** tab.



To learn more about Zoom Meetings, go to [support.Zoom.us](https://support.zoom.us)
For questions about the AHS Bedside tablet, email BedsideTablet.Support@ahs.ca