

Use the Best Site Entrance

- Use the West Site or Emergency Site Entrance.
- If arriving from 16th Avenue traveling west, take the University Boulevard interchange from the far right-hand lane. Turn left onto University Boulevard and drive to the hospital.
- If arriving from 16th Avenue traveling east, turn onto Hospital Drive from the right-hand lane.
- At the West Site Entrance intersection, go south on Hospital Drive towards Central Parking.
- If arriving from 29th Street NW, use the Emergency Site Entrance to access Central Parking.

Parking & Drop-Off

- The Central Parking Lot is the best parking option
- If parking is not available in the Central Parking Lot, then use West Parking.








Getting to the Main Building from Central Parking

- From Central Parking, use parkade elevator A to get to the Main Floor.
- From the elevator bank, exit the parkade and cross the street to enter the Main Building.
- You will arrive at the Main Building on the Main Floor.

Getting to the Main Building from West Parking

- From West Parking, follow the Foothills Trail through the McCaig Tower until you arrive at the Main Building.
- You will arrive at the Main Building on the Main Floor.

Legend

-  Primary parking lots
-  Secondary surface parking
-  Best drop-off point
-  Accessible parking
-  Elevator
-  Foothills Trail: pathway of connected corridors that will take you to any building
-  Pay by plate meter

Once you have parked, pay for parking at any pay station or proceed to the nearest parking office to purchase a long term parking pass.

Please remember your license plate as it is required for payment.

Parking Offices

- **Central Parking Patient/Visitor Parking Office Hours:**
Ground Floor (Prairie level) by Stair #2
8:00 am to 4:00 pm (Mon–Thurs) and
8:00 am to 3:30 pm (Fri) Closed Sat, Sun and Stat Holidays
- **Central Parking Staff Parking Office Hours:**
Ground Floor (Prairie level) by Stair #2
8:00 am to 4:00 pm (Mon–Thurs) and
8:00 am to 3:30 pm (Fri)

Pay Station Locations

- **Arthur Child:** There are pay stations in the parkade near the North & West Elevator lobbies and on levels LC and M.
- **Central Parking:** Main Floor (Skyline level)
Main and SSB lobbies, and by Parking Office on the Ground Floor (Prairie level)
- **Emergency:** Waiting room
- **Main Building:** Main lobby by admitting
- **Special Services Building:** Entrance
by Garden Deli cafeteria
- **Tom Baker Cancer Centre:** Entrance by admitting
- **McCaig Tower:** Main Level, by elevator lobby
- **South Tower:** Lobby of Level 4
- **North Tower:** Main Level by the entrance
- **North (Lot 6):** Main Level by the elevator.
- **West (Lot 10):** Levels 1 & 2

Public Parking Rates and Passes

Rates apply 24 hours per day, and are in effect for all public parkers, including those with provincially issued placards for persons with disabilities

- **Hourly & Daily Parking**
\$2.50 per half hour or portion thereof
\$15.00 per 24 Hours
- **Weekly Pass**
\$42.00 per week available at the FMC Central Parking Office during Patient/Visitor Office Hours
- **Monthly Pass**
\$74.00 per month available at the FMC Central Parking Office during Patient/Visitor Office Hours, with an authorization form signed by the nursing unit or social worker

Payment

- Pay by plate parking meters accept Canadian coins (5¢, 10¢, 25¢, \$1, \$2) or credit card (Visa, Mastercard, American Express)
- Parking meters DO NOT provide change
- Parking Offices accept payment by cash, credit card or debit
- Pay by phone. Parking payments can be made using a smart phone. Download the AHS Parking app (search AHS Parking on the Android or Apple iOS store) and use Zone 6010. Parking can be extended using the app. A valid credit card is required

Accessible Parking Stall Locations

- **Arthur Child:** Public stalls available on levels P1–P3.
- **Central Lot:** Public stalls available on Main (M), P1 and P2 levels across from the elevator lobbies
- **West (Lot 10):** Public stalls available on levels 1 & 2
- **North (Lot 6):** Public stalls available on level 1
- **South Tower:** 2 Public stalls available on level 1

ATM Locations

- **Main Building:** Main floor
- **Special Services Building:** Main floor
- **Women's Health Centre:** Main floor
- **McCaig Tower:** Ground floor