

Alberta Health Services (AHS) Edmonton Zone Palliative Care Program
Covenant Health (CH) Palliative Institute
Division of Palliative Care Medicine, Department of Oncology, University of Alberta


Edmonton Symptom Assessment System – Revised (ESAS-r)

Quick User Guide

Original: August 2018

Updated: February 11, 2020

**QUICK
USER
GUIDE**



Last revised: February 11, 2020

This quick user guide was originally created by Daniela Buttenschoen, MD Cheryl Nekolaichuk, PhD, R. Psych, Sharon Watanabe MD, FRCPC, Crystal Beaumont, BSc and updated by Daniela Buttenschoen, MD, Cheryl Nekolaichuk, PhD, R. Psych, & Sharon Watanabe MD, FRCPC. Research Support was provided by Asifa Mawani, RN, Lara Fainsinger, MBBS., Viki Muller, MPH.

Contact

For more information, please contact:

Dr. Sharon Watanabe
Sharon.Watanabe2@albertahealthservices.ca

or Dr. Cheryl Nekolaichuk
Cheryl.Nekolaichuk@ualberta.ca

Covenant Health Palliative Institute
416 Health Services Centre
1090 Youville Drive West Edmonton, AB T6L 0A3

Copyright © 2019. Director, Division of Palliative Care Medicine. Department of Oncology. University of Alberta. Some rights reserved. Freely available for use with appropriate acknowledgement of its source. The ESAS-r in its current form and name may not be modified without the prior consent of the authors.

What is the Edmonton Symptom Assessment System – Revised (ESAS-r)?

The ESAS-r helps to assess nine common symptoms in palliative care patients.

The ESAS-r is *one valuable part of a holistic clinical assessment*. It is not a complete symptom assessment in itself.

Why?

The goal of this tool is to retrieve the patient’s perspective of symptoms. It helps to direct treatment and to assess for treatment effects.

How?

The patient should be instructed to rate the severity of each symptom on a *0 to 10 scale*, where 0 represents absence of the symptom and 10 represents the worst possible severity. The number should be circled on the scale.

The circled numbers can be transcribed onto the *ESAS-r graph*.

The patient should be instructed to rate each symptom according to how he or she feels *now*. The health care professional may choose to ask additional questions about the severity of symptoms at other time points (e.g. symptom severity at best and at worst over the past 24 hours). It is recommended to review the symptoms that can be more problematic for patients to understand (see symptom definitions).

When?

The ESAS-r captures the pattern of symptom severity at a point in time. Repeating the assessment will track the changes over time. It is good practice to do the ESAS-r at an initial encounter with the patient and during each telephone or personal contact. If symptoms are in good control, then the ESAS-r could be completed less frequently. In some settings, such as in hospice and on tertiary palliative care units, the ESAS-r should be completed daily.

Who?

- It is preferable for the patient to provide ratings of symptom severity by himself/herself.
- If the patient cannot independently provide ratings but can still provide input (e.g. when the patient is mildly cognitively impaired), then the ESAS-r is completed with the assistance of a caregiver (a family member, friend, or health professional closely involved in the patient’s care).
- If the patient cannot participate at all, then the caregiver completes the ESAS-r alone. The caregiver assesses the remaining symptoms as objectively as possible.

Objective symptom indicators:	
Pain	Grimacing, guarding against painful maneuvers
Tiredness	Increased amount of time spent resting
Drowsiness	Decreased level of alertness
Nausea	Retching or vomiting
Appetite	Quantity of food intake
Shortness of Breath	Increased respiratory rate or effort that appears to be causing distress to the patient
Depression	Tearfulness, flat affect, withdrawal from social interactions, irritability, decreased concentration and/or memory, disturbed sleep pattern
Anxiety	Agitation, flushing, restlessness, sweating, increased heart rate (intermittent), shortness of breath
Wellbeing	How the patient appears overall

The person who completed the ESAS-r should be indicated at the bottom of the tool and graph.

Where?

The ESAS-r is used in any setting where palliative care patients are assessed and cared for.

Symptom definitions (for problematic symptoms):



Tiredness	Lack of energy
Drowsiness	Feeling sleepy
Depression	Feeling sad
Anxiety	Feeling nervous
Wellbeing	How you feel overall

Examples of other symptoms people may want to include:

Constipation, itch, swelling, cough, dizziness, and diarrhea.

What to do if patient is unable to translate symptom severity into numbers:

The patient could use the verbal categories of none, mild, moderate or severe instead.

Edmonton Symptom Assessment System (revised version) (ESAS-r)

Please circle the number that best describes how you feel NOW:

No Pain 0 1 2 3 4 5 6 7 8 9 10 Worst Possible Pain

No Tiredness 0 1 2 3 4 5 6 7 8 9 10 Worst Possible Tiredness
(Tiredness = lack of energy)

No Drowsiness 0 1 2 3 4 5 6 7 8 9 10 Worst Possible Drowsiness
(Drowsiness = feeling sleepy)

No Nausea 0 1 2 3 4 5 6 7 8 9 10 Worst Possible Nausea

No Lack of Appetite 0 1 2 3 4 5 6 7 8 9 10 Worst Possible Lack of Appetite

No Shortness of Breath 0 1 2 3 4 5 6 7 8 9 10 Worst Possible Shortness of Breath

No Depression 0 1 2 3 4 5 6 7 8 9 10 Worst Possible Depression
(Depression = feeling sad)

No Anxiety 0 1 2 3 4 5 6 7 8 9 10 Worst Possible Anxiety
(Anxiety = feeling nervous)



Best Wellbeing 0 1 2 3 4 5 6 7 8 9 10 Worst Possible Wellbeing
(Wellbeing = how you feel overall)

No _____ 0 1 2 3 4 5 6 7 8 9 10 Worst Possible _____
Other Problem (for example constipation)

Patient's Name _____
 Date _____ Time _____

Completed by (check one):
 Patient
 Family caregiver
 Health care professional caregiver
 Caregiver-assisted

ESAS-r English v.1.01-Nov-12

Edmonton Symptom Assessment System Graph (ESAS-r)

Date _____

Pain _____

Tiredness _____

Drowsiness _____

Nausea _____

Lack of Appetite _____

Shortness of Breath _____

Depression _____

Anxiety _____

Well being _____

Other _____

Mini-Mental (Normal _____)

PPS _____

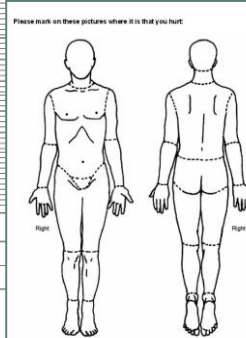
Completed by _____

P = Patient
F = Family Caregiver
H = HCP Caregiver
C = caregiver-assisted

Level of Education _____
Cage Score _____

Revised: November 2010

Please mark on these pictures where it is that you hurt



The revised Edmonton Symptom Assessment System Revised (ESAS-r) ⁽¹⁾ replaces the ESAS ⁽²⁾. The ESAS-r is freely available for use and can be downloaded at <https://www.albertahealthservices.ca/info/Page14559.aspx>

- Watanabe SM, Nekolaichuk C, Beaumont C, Johnson L, Myers J, Strasser F. A multi-centre comparison of two numerical versions of the Edmonton Symptom Assessment System in palliative care patients J Pain Symptom Manage 2011; 41:456-468.
- Bruera E, Kuehn N, Miller MJ, Selmser P, Macmillan K. The Edmonton Symptom Assessment System (ESAS): a simple method for the assessment of palliative care patients. J Palliat Care 1991; 7:6-9.