









COVID-19

OR – PPE Doffing

Recommendations for operating room staff & physicians.
Ideally followed & completed with a PPE Buddy.

1.	2 nd Pair of Gloves		<ul style="list-style-type: none"> Remove outer gloves Discard into garbage
2.	Gown		<ul style="list-style-type: none"> Untie side tie and have someone else untie the two sets of back ties. Doff gown as per usual method Discard into linen hamper
3.	Gloves		<ul style="list-style-type: none"> Remove gloves as per usual method Discard into garbage
4.	Hand Hygiene		<ul style="list-style-type: none"> Use ABHR or soap and water If soap and water are used, must dry with paper towel
5.	Eye Protection		<ul style="list-style-type: none"> Face shield or goggles Handle only by headband or strap Carefully pull away from face Put reusable items in appropriate area for cleaning Put disposable items into garbage
6.	Hand Hygiene		<ul style="list-style-type: none"> If hands look and feel clean, use ABHR If hands are dirty or sticky, wash with soap and water; must dry with paper towel
7.	N95 Respirator		<ul style="list-style-type: none"> Bend forward slightly, touching only the straps, carefully remove the mask from your face Start with bottom strap; follow with top strap Discard mask in the garbage <p>Note: All styles of N95 respirators have the same basic steps for doffing</p>
8.	Hand Hygiene		<ul style="list-style-type: none"> Clean hands with ABHR or soap and water If soap and water are used, you must dry with paper towel

You **MUST** doff your bouffant head cover and retrieve all personal items (including pagers & cellphones) **AFTER** exiting a semi-restricted space.

For more information or annotation, contact: ipcsurvstdadmin@ahs.ca