








COVID-19

OR – PPE Donning

Recommendations for operating room staff & physicians.
Ideally followed & completed with a PPE Buddy.

You **MUST** don a bouffant head cover and remove all personal items (including pagers & cellphones) **BEFORE** entering a semi-restricted space.

1.	Hand Hygiene 	<ul style="list-style-type: none">• Clean your hands before accessing supplies• If hands look and feel clean, use ABHR• If hands are dirty or sticky, wash with soap and water; must dry with paper towel
2.	N95 Respirator 	<ul style="list-style-type: none">• Stretch the top and bottom straps before placing respirator on your face• Cup respirator in your hand, inside facing up• Position it under your chin, with the nose piece up• Secure straps around your head so respirator stays in place• Use both hands to mold the nose piece around the bridge of your nose• Fit check
3.	Eye Protection 	<ul style="list-style-type: none">• Don face shield or goggles as usual
4.	Hand Hygiene 	<ul style="list-style-type: none">• If scrubbing, perform normal scrub• Non-scrub personnel DO NOT need to scrub
5.	Gown 	<ul style="list-style-type: none">• Securely tie all three sets of ties as usual
6.	Gloves 	<ul style="list-style-type: none">• Wear gloves over gown cuffs• Gown cuffs are not fluid-resistant
7.	2nd Pair of Gloves 	<ul style="list-style-type: none">• Don second pair of gloves over first pair• Change gloves as needed• Never use ABHR on gloves• Change gloves post-intubation• Discard in garbage

For more information or annotation, contact: ipcsurvstdadmin@ahs.ca