








COVID-19

OR – PPE Donning

Recommendations for operating room staff & physicians.
Ideally followed & completed with a PPE Buddy.

You **MUST** don a bouffant head cover and remove all personal items (including pagers & cellphones) **BEFORE** entering a semi-restricted space.

1.	Hand Hygiene 	<ul style="list-style-type: none"> • Clean your hands before accessing supplies • If hands look and feel clean, use ABHR • If hands are dirty or sticky, wash with soap and water; must dry with paper towel
2.	N95 Respirator 	<ul style="list-style-type: none"> • Stretch the top and bottom straps before placing respirator on your face • Cup respirator in your hand, inside facing up • Position it under your chin, with the nose piece up • Secure straps around your head so respirator stays in place • Use both hands to mold the nose piece around the bridge of your nose • Fit check
3.	Eye Protection 	<ul style="list-style-type: none"> • Don face shield or goggles as usual
4.	Hand Hygiene 	<ul style="list-style-type: none"> • If scrubbing, perform normal scrub • Non-scrub personnel DO NOT need to scrub
5.	Gown 	<ul style="list-style-type: none"> • Securely tie all three sets of ties as usual
6.	Gloves 	<ul style="list-style-type: none"> • Wear gloves over gown cuffs • Gown cuffs are not fluid-resistant
7.	2nd Pair of Gloves 	<ul style="list-style-type: none"> • Don second pair of gloves over first pair • Change gloves as needed • Never use ABHR on gloves • Change gloves post-intubation • Discard in garbage

For more information or annotation, contact: ipcsurvstdadmin@ahs.ca