









Random Urine Toxicology Collection - Female (LTR71414)

Last Approved Time: 11/11/2022

Revision: 2.30

Following the instructions below is important for providing you with accurate test results.
Specimen will **not** be tested if label or requisition is missing information.

<p>Jane Doe 12345 6700 Date Jan 3 Time 9:00am</p>	 	<ol style="list-style-type: none"> 1. Make sure the cup is labelled with all of the following: <ul style="list-style-type: none"> ○ Full first and last name ○ Healthcare number ○ Date and time of collection
		<ol style="list-style-type: none"> 2. Wash your hands with soap and water. 3. Dry your hands, using paper or cloth towel, if possible.
		<ol style="list-style-type: none"> 4. Remove the lid from the container. 5. Place the lid upside down on a counter. <p>Do not touch the inside of the cup with your fingers</p>
 		<ol style="list-style-type: none"> 1. Urinate (pee) into the cup until it is ¼ to ½ full. Then stop. 2. Finish urinating into the toilet. <p>Do not overfill the cup</p>
 		<ol style="list-style-type: none"> 1. Secure the lid on the cup. 2. Place the cup in the designated area or give to a laboratory staff member. 3. Wash your hands with soap and water.

Note: This specimen cannot be collected at home.