



Physican Orders Online Training Guide


User Name:

Password:



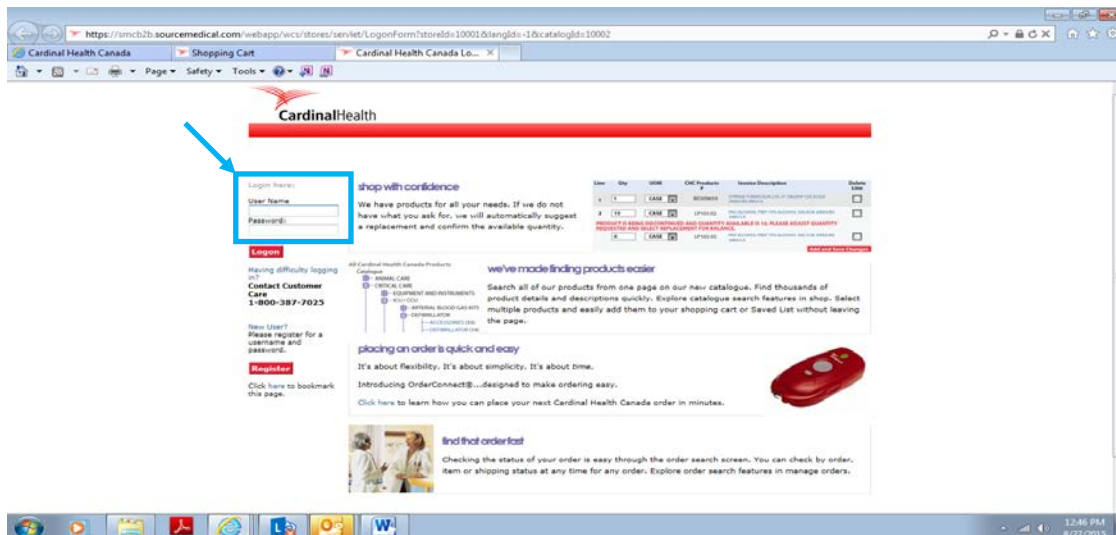
Placing a New Order

1. Please open up your web browser (Internet Explorer, Firefox etc)
2. Log onto www.cardinalhealth.ca
3. On the top left click on the link B2B Web Site, as shown below. This will take you to a new webpage where a user name & password are required.

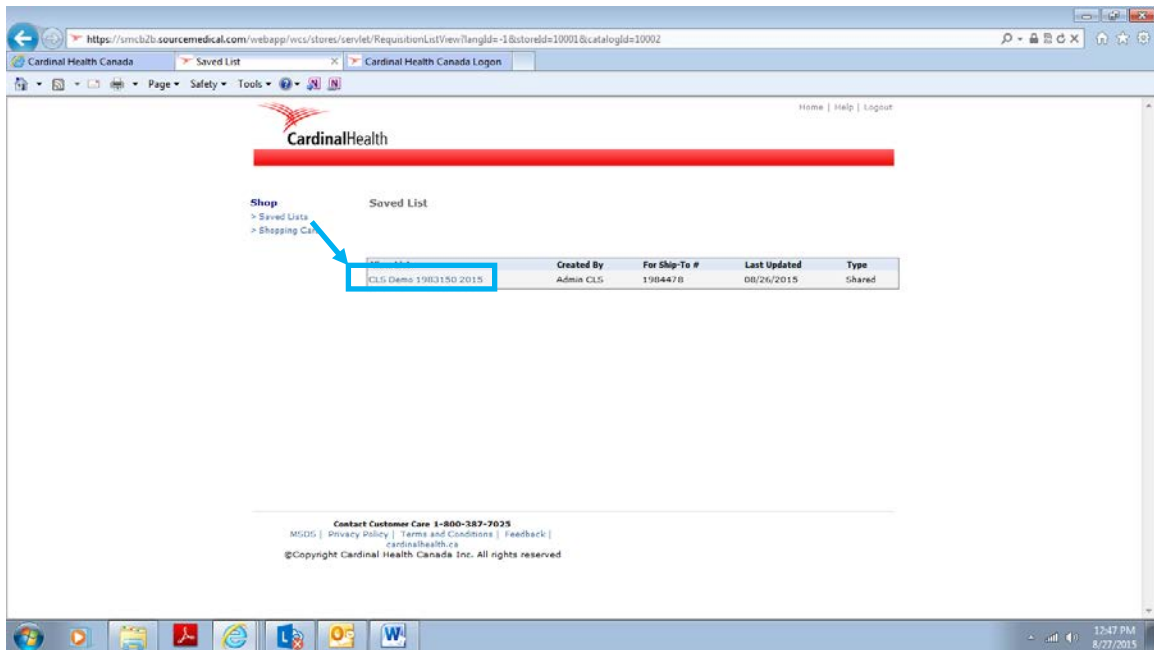


4. Enter the user name & password provided to you in the required space & click logon

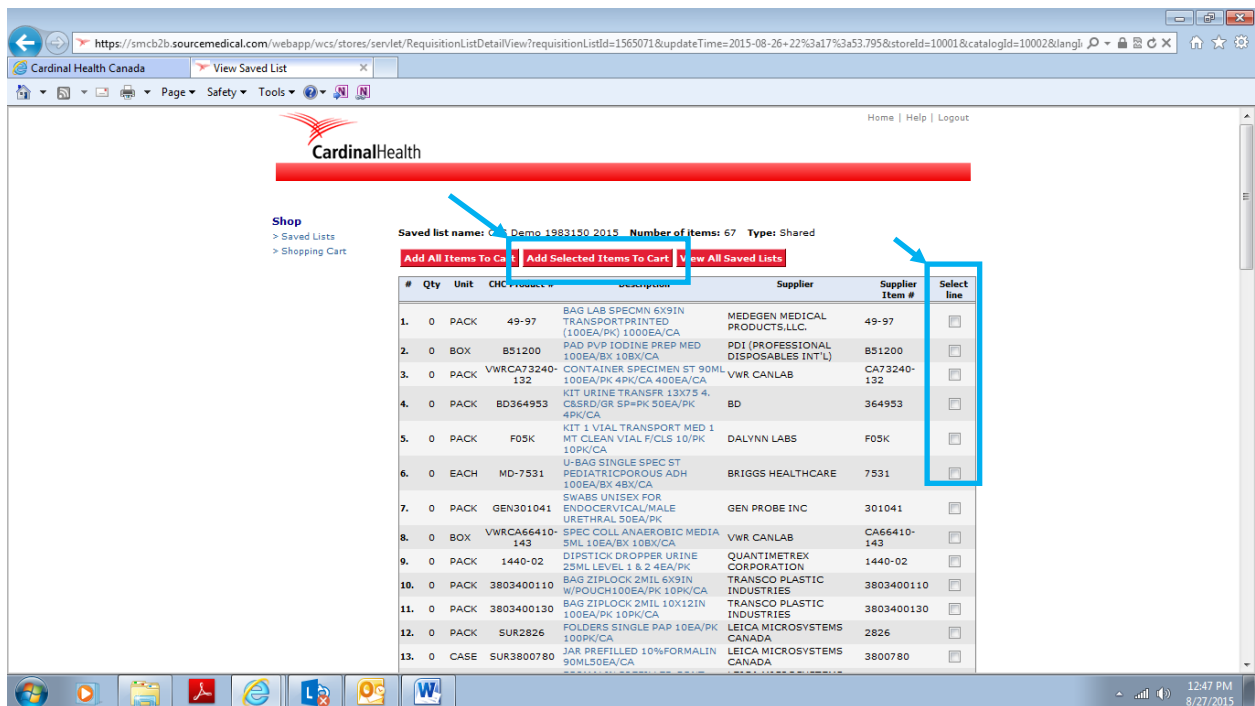
Please note the first time you log in you'll be asked to choose accept to the online rules and regulations, secondly you'll also be asked to change your password. Please follow the instructions to change your password.



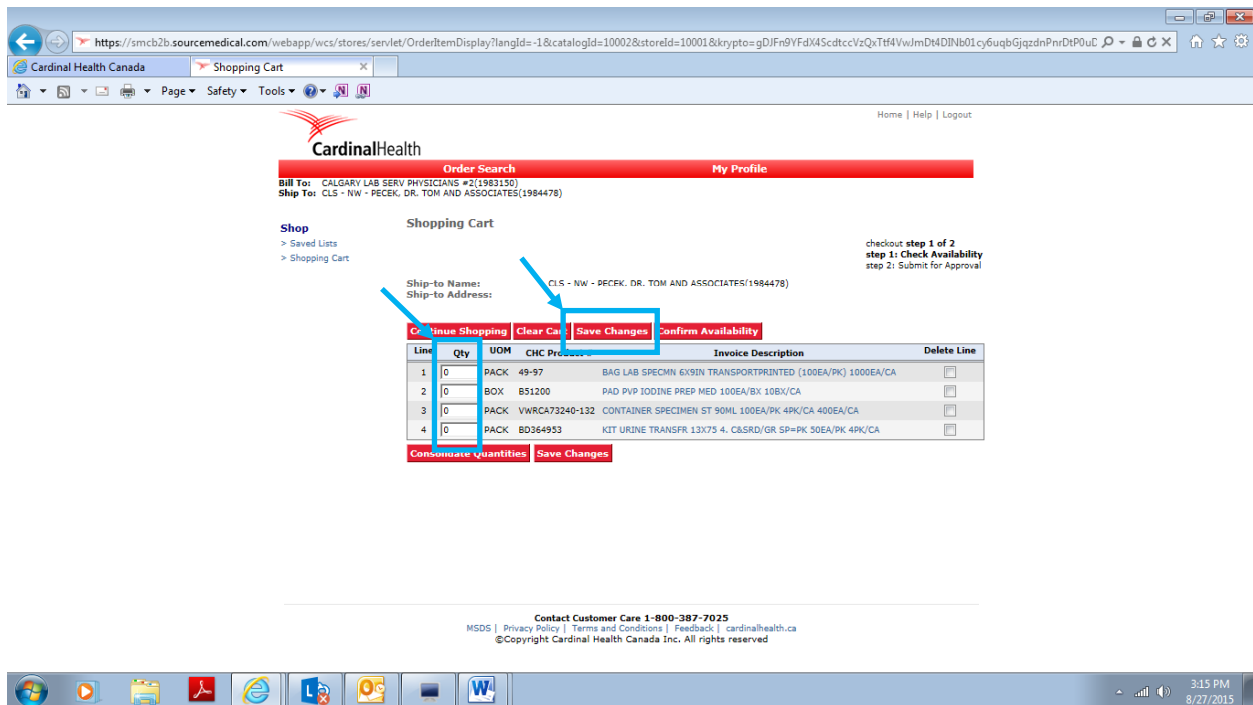
6. Click on the CLS Saved List (This will open to your order form)



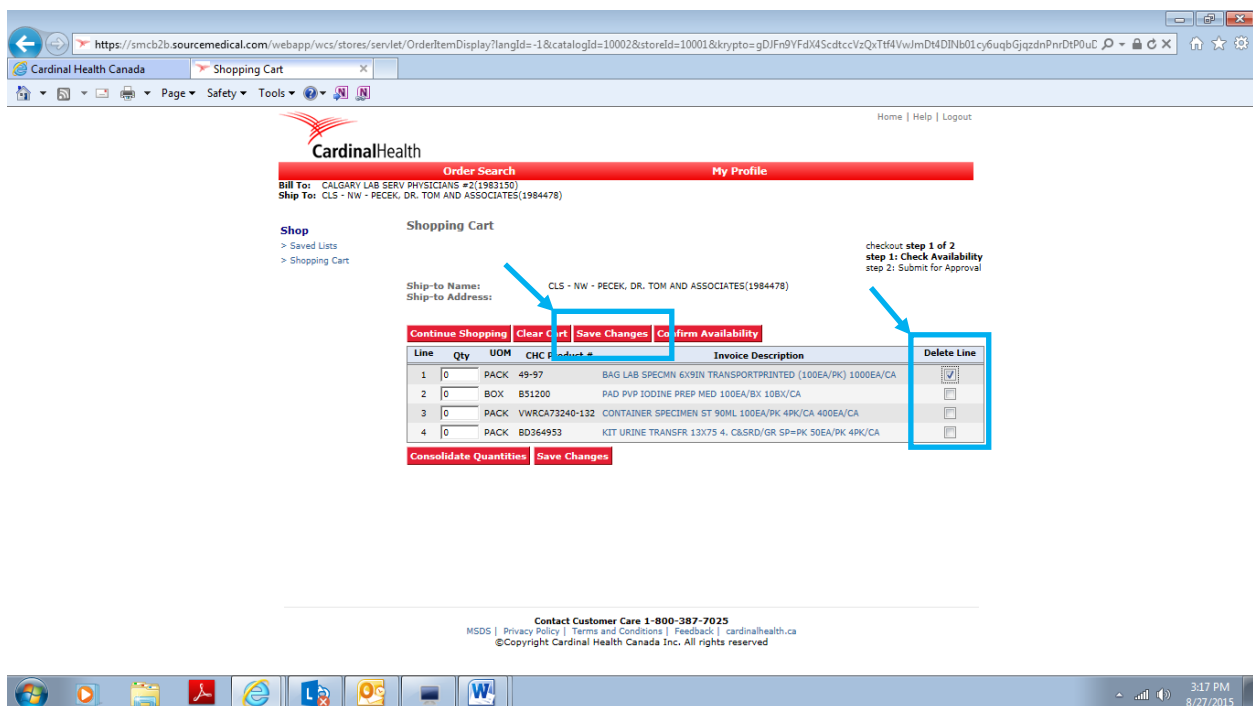
7. All items your location can order are provided in this list. To begin the process of submitting an order, put a check in the box next to each item you require under the 'Select Line' header. Once you have selected all items press the "add selected items to cart" button.



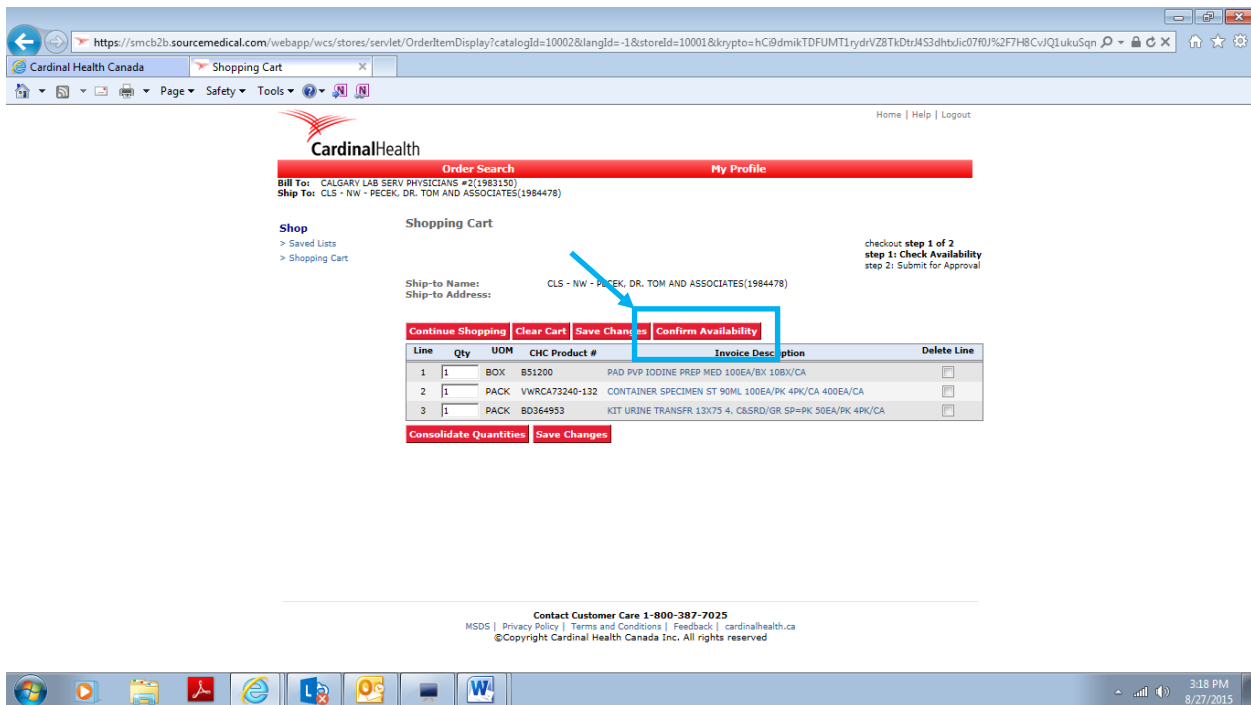
- You will notice that all quantities are all defaulted to “0”. You will now need to input the quantity for each item, once this is done you can click “save changes”



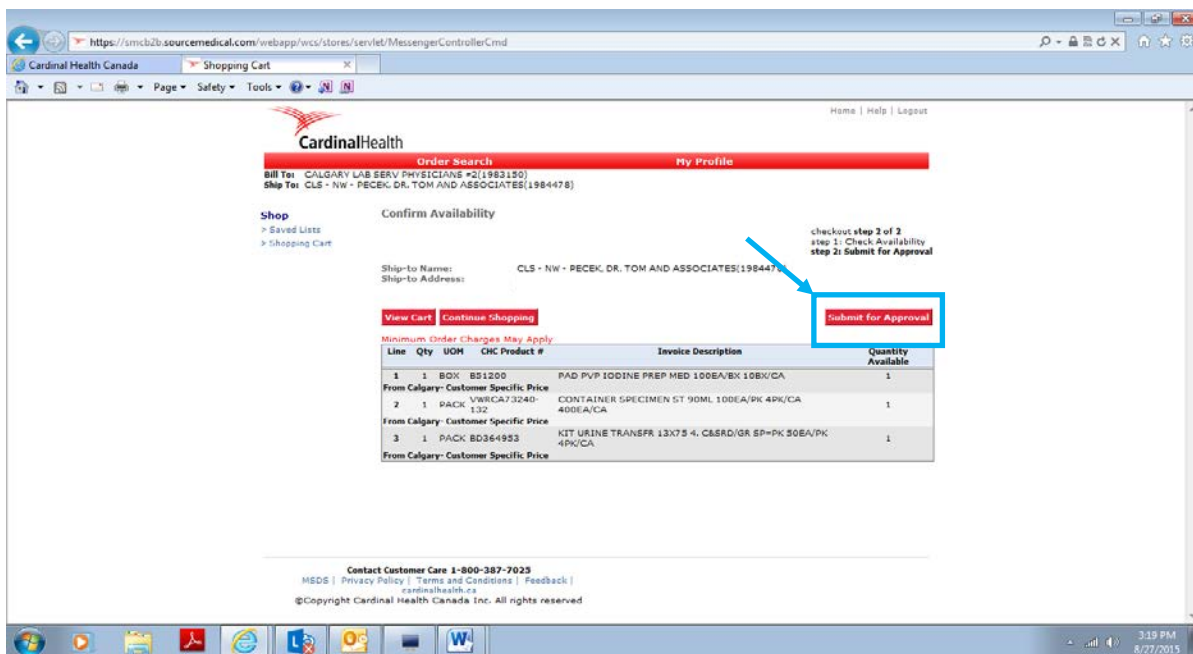
- If you want to delete an item from the cart or change the quantity you can either change the quantity or check the “delete” button next to the item, save changes and the item quantity is changed or deleted.



10. Once you have your desired items and have “saved changes” you can press “confirm availability”.



11. This screen will tell you the items you have chosen, what location they’ll be shipped from and if there are any back orders. If you are happy with your order, click on the “submit for approval” and your order will be sent to CLS Purchasing for approval.



12. You'll receive an email that your order has been sent for approval. If approved your order will be processed, if rejected you'll receive a return email with an explanation as to why it's been rejected. If rejected you'll need to log in and make the requested changes and then resubmit for approval.

Modifying an Existing Order

Once an order has been submitted, you may make changes until it has been approved by CLS.

13. If not already logged into the system, follow steps 1-4 first.
14. You will be taken to a screen that shows the details of your most recent order, click the 'Edit Order' button. (If you do not see the screen below, try clicking the home button. If you still do not see this screen, your order may have already been approved and can no longer be edited)

The screenshot shows a web browser window with the URL <https://b2b.cardinalhealth.ca/webapp/wcs/stores/servlet/OrderItemDisplay?langId=-1&catalogId=10002&storeId=10001&krypto=VISOIUUKcBpYgc>. The page header includes the Cardinal Health logo and navigation links for 'Home', 'Help', and 'Logout'. Below the header, there are links for 'Order Search' and 'My Profile'. The main content area shows 'Shopping Cart' details, including 'Ship-to Name: CLS-NW-PRICE, DR.' and 'Ship-to Address:'. A message states 'Your order is awaiting approval:' followed by a red 'Edit Order' button. Below this, order details are listed: Request ID: 1736759, Submitted on: 2016-04-25 12:54:03.882, Approver's name: Admin CLS, Approver's email: PhysicianOrders@cls.ab.ca, and Approver's phone: 1-403-770-3302 ext. At the bottom, there is a footer with contact information for Customer Care (1-800-387-7025) and links for MSDS, Privacy Policy, Terms and Conditions, and Feedback.

15. You can now adjust quantities or remove items by changing the quantity or checking the 'Delete Line' column as shown. Select 'Save Changes' once you have made your modifications, if no further changes are required return to step # 10 to resubmit this order. If further changes are required (addition of an item) continue to step # 16.

CardinalHealth
Order Search My Profile
Bill To: CALGARY LAB SERV PHYSICIANS #2(1983150)
Ship To: CLS-NW-PRICE, DR. LORNE(1991977)

Shop
> Saved Lists
> Shopping Cart

Shipping Cart
Ship-to Name: CLS-NW-PRICE, DR. LORNE(1991977)
Ship-to Address:

checkout **step 1 of 2**
step 1: Check Availability
step 2: Submit for Approval

Continue Shopping Clear Cart Save Changes Confirm Availability

Line	Qty	UOM	CHC Product #	Invoice Description	Delete Line
1	3	EACH	62739	TRANSPORT MIL MYCODUO PLASMA 40EA/BX	<input type="checkbox"/>
2	4	PACK	3803400110	BAG ZIPLOCK 2MIL 6X9IN W/POUCH100EA/PK 10PK/CA	<input type="checkbox"/>
3	2	PACK	CLSH001-133	FORM REQ PRENATAL TESTING 50EA/PK	<input type="checkbox"/>
4	2	PACK	3803400130	BAG ZIPLOCK 2MIL 10X12IN 100EA/PK 10PK/CA	<input type="checkbox"/>
5	1	BOX	GEN301162	KIT URINE COLL APTIMA ORANGE 50EA/BX	<input type="checkbox"/>

Consolidate Quantities Save Changes

Contact Customer Care 1-800-387-7025
MSDS | Privacy Policy | Terms and Conditions | Feedback | cardinalhealth.ca
©Copyright Cardinal Health Canada Inc. All rights reserved

16. To add an item to your order, click on 'Saved Lists', and return to and complete steps 6-11.



Questions about your order, missing product, backorders or delivery?

- Cardinal Customer Care: 877-878-7778 or e-mail AHS@cardinalhealth.ca

Questions about use of the online system, training, password reset, username, etc.

- Cardinal Web Support: 1-800-387-7025 Ext. 1 or e-mail webordersupport@cardinalhealth.ca

Questions about how to use product or what product to use for a test?

- Contact Lab Information Centre (LIC): 403-770-3600

Remember: Your Order Schedule remains the same

South East: Submit order by **First (1st) Tuesday** of each month.

South West: Submit order by **Second (2nd) Tuesday** of each month

North East: Submit order by **Third (3rd) Tuesday** of each month

North West: Submit order by **Forth (4th) Tuesday** of each month

Rural: Submit order by your established order day