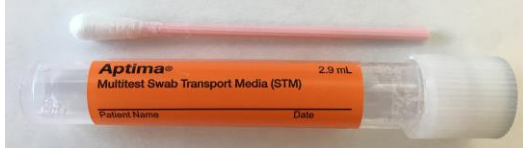


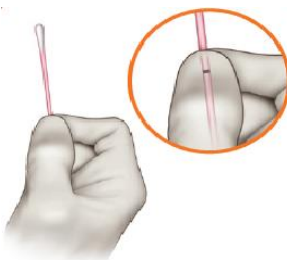


- Notes**
- Only one specimen collection is required to perform *Chlamydia trachomatis and/or Neisseria gonorrhoeae nucleic acid amplification testing (NAAT)*
- Risks or Cautions**
- **Use only the pink swab that comes with the kit**
 - If the soft tip of the swab is touched, laid down on a surface or dropped, discard and obtain a new collection kit
 - If the contents of the transport tube are spilled at any time during the collection procedure, use a new APTIMA® Multitest Swab Specimen Collection Kit. Failure to use a new kit may invalidate the test results.

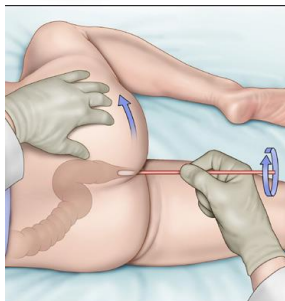
Materials Required APTIMA® Multitest Swab Specimen Collection Kit



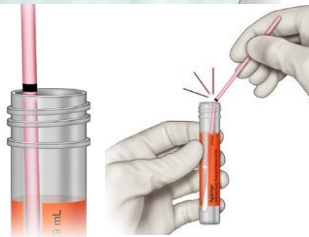
Collecting the Sample



- Partially peel open the swab package and remove the swab.
- **Do not** touch the soft tip or lay the swab down
- **Hold the swab, placing the thumb and forefinger in the middle of the swab shaft covering the black score line.** Do not hold the swab shaft below the score line during collection.



- Carefully insert swab into the rectum about 1-2 inches (3-5 cm) past the anal margin (outside of the anus) and **gently rotate swab clockwise for 5-10 seconds**
- Withdraw the swab without touching skin
- While holding the swab in the same hand, unscrew the tube cap



- Immediately place swab in transport tube so that the tip of the swab is visible below the tube label (immersed in transport media) and the score line is at the top of the tube
- Break swab shaft at the score line against the side of the tube. **Do not** touch the inside of the tube.
- Discard top portion of the swab shaft
- Tightly screw cap onto tube

Labelling the Sample

- Label the collection container with:
- The patient **full first and last name, date and time of collection, Provincial Health Number (PHN/ULI)**, or Government issued identification such as Federal, Military, RCMP, or Immigration.
 - If a patient demographic label has been provided, attach this label to the outside of the container

Lab Requisition

- Print the date and time the sample was collected on your lab requisition
- **Fold** and place the requisition in the **outside** pocket of the plastic resealable bag

Sample Delivery to Lab

- Rectal swab specimens must be transported to Alberta Precision Laboratories in the provided swab specimen transport medium and tube within 72 hours of collection
- Store at room temperature

Source images courtesy of HOLOGIC, Inc, Aptima® Multitest Swab Specimen Collection Kit Clinician Collection Procedure Guide for Rectal Swab Specimens DS-09497-001 Rev.003 2020

Questions? Contact Alberta Precision Laboratories at 403-770-3600