

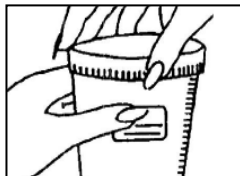


**South Zone Midstream Urine  
(MSU) Collection - Female**

|  |   |
|--|---|
| <p><b>How to prepare</b></p>                   | <ul style="list-style-type: none"> <li>Wash hands thoroughly with soap and water.</li> <li>Remove lid from sterile container.</li> <li>Open the antiseptic towelettes and remove from package.</li> </ul>   |
| <p><b>Risks or Cautions</b></p>                | <ul style="list-style-type: none"> <li><b>DO NOT</b> touch the inside of the container or the lid</li> </ul>  |
| <p><b>Labelling the Sample</b></p>             | <p>Label the collection container with:</p> <ul style="list-style-type: none"> <li>Your (the patient) <b><u>full first and last name, date and time of collection, Provincial Health Insurance (PHN/ULI), or Government issued identification such as (Federal, Military, RCMP, Immigration, Passport #)</u></b></li> <li>If you have been provided with a patient label, attach this label to the outside of the container.</li> <li>Incorrectly or incompletely labelled specimens may not be tested.</li> </ul>  |
| <p><b>Lab Requisition</b></p>                  | <ul style="list-style-type: none"> <li><b>Print</b> the date/time the sample was collected on your lab requisition.</li> <li><b>Fold</b> and place the requisition in the <b>outside</b> pocket of the biohazard bag. <b>Do not</b> put the requisition in the bag with the sample collection container.</li> </ul>   |
| <p><b>Collecting the Sample</b></p>            | <ol style="list-style-type: none"> <li>Sit on the toilet and hold labia (lips) apart. Thoroughly clean genital area with towelette provided using a front to back motion. Repeat with second towelette. Allow to air dry completely before urinating (peeing). Do not wipe dry. Discard towelettes into garbage can, not into toilet.</li> <li>Continue to hold labia apart while urinating. Urinate (pee) a small amount of urine into the toilet then, without stopping, urinate into the container. Fill container 1/3 full. Do not overfill the container. Finish urinating into the toilet.</li> <li><b>Firmly tighten the lid</b> onto the container. Dry the outside of the container if it is wet.</li> <li>Wash hands thoroughly with soap and water after collection.</li> <li>Place container into biohazard bag.</li> <li>Refrigerate sample <b>immediately</b> after collection.</li> </ol> <div style="display: flex; justify-content: space-around; align-items: center;">    </div> |
| <p><b>Sample Delivery to Lab</b></p>           | <ul style="list-style-type: none"> <li>If not in the laboratory when the sample is collected, return sample and requisition to the laboratory as soon as possible.</li> <li>If you cannot go to the laboratory immediately, keep the urine refrigerated.</li> <li>Sample <b>MUST</b> be returned to the laboratory the same day it is collected.</li> <li>Prolonged delays may affect the test result.</li> </ul>   |
| <p><b>Questions About Your Collection?</b></p> | <p>Lethbridge – (403) 388-6057<br/>Medicine Hat – (403) 529-8919</p>  |